



**Durable
light
for life**

**Made
in France**



- New** 1. G320, Collection Sammode-Pierre Guariche
- New** 2. G2, collection Sammode-Pierre Guariche
- New** 3. AIRMOD, design Stefan Diez
- 4. Rivoli, design Normal Studio
- New** 5. AIRMOD, design Stefan Diez
- New** 6. G54, collection Sammode-Pierre Guariche
- 7. G1, collection Sammode-Pierre Guariche
- 8. Balke
- 9. Purcell
- New** 10. Brueghel Direct/Indirect
- New** 11. G50, collection Sammode-Pierre Guariche
- New** 12. M3, Sammode Michel Mortier
- 13. Elgar
- 14. Kyhn



**Design
Collections**

**Sammode
Studio**



**Durable light,
anytime, anywhere**

**Durable light,
committed to people**


**Durable light
for a sustainable life**

Sammode Studio
24 rue des Amandiers F-75020 Paris
T +33 (0) 143 144 145
studio@sammode.com
studio.sammode.com

 **Sammode
Studio**



Appliques



Bendz SA
 Ø 70
 L 300

Bendz
 Ø 70
 L 300
 Colour ●●●



Mondrian
 Ø 40
 L 700
 Colour ●●

Wall lamps


Dimensions en mm
 All units in mm



Belleville Nano
 Ø 70
 L 300
 Colour ●●●
 Design: Normal Studio

Monceau Nano
 Ø 70
 L 300

Vendôme Nano
 Ø 70
 L 300



Nilak
 Ø 100
 L 400
 Design: Yann Kersalé

Gude
 Ø 100
 L 360
 Design: Dominique Perrault & Gaëlle Lauriot-Prévost

Belleville Mini
 Ø 100
 L 360
 Design: Normal Studio



Elgar
 Ø 70
 L 400
 L 700
 L 1000
 Colour ●●●●
 Reflector ●●●●

Appliques & Lampe à poser



Astrup
 H 350
 L 600
 W 160
 Colour ●●●●
 Reflector ●●●●



Vendôme Mini
 Ø 100
 L 520
 Design: Normal Studio

Monceau Mini
 Ø 100
 L 520
 Design: Normal Studio



Bodom
 H 2050
 W Base 350
 Colour ●●●●
 Reflector ●●●●

Musset GR
 Ø 100
 L 520
 Colour ●●●●
 Reflector ●●●●

Collection MOD Sammode Stefan Diez

New

Colour ●●●●●●●●




MOD Recessed
 H 160
 Ø 100




MOD Mono
 L 250
 H 210
 Ø 100

MOD Duo
 L 390
 H 210
 Ø 100

Suspensions & plafonniers



Purcell
 Ø 70
 L 400
 L 1000
 L 1300
 Colour ●●●●
 Reflector ●●●●




Brueghel
 Ø 100
 L 1000
 L 1300
 Colour ●●●●
 Reflector ●●●●



Brueghel Direct Indirect
 Ø 100
 L 1000
 L 1300
 Colour ●●●●
 Reflector ●●●●

Deux sources lumineuses, l'une orientée vers le sol (flux direct), l'autre vers le plafond (flux indirect), qui peuvent être allumées indépendamment

Two light sources, one directed towards the floor (direct light), the other towards the ceiling (indirect light), which can be switched on independently



Rivoli
 Ø 100
 L 1300
 Design: Normal Studio


Ceiling & pendant lamps



Rimbaud
 Ø 133
 L 680
 Colour ●●●●
 Reflector ●●●●



Qinu
 Ø 133
 L 1220
 Design: Yann Kersalé




Kyh
 Ø 133
 L 1300
 L 1500
 Design: Dominique Perrault & Gaëlle Lauriot-Prévost



Monceau
 Ø 133
 L 1340
 Design: Normal Studio



Vendôme
 Ø 133
 L 1340
 Design: Normal Studio



Belleville
 Ø 133
 L 1340
 Design: Normal Studio



AIRMOD Mono
 H < 3
 Ø 100



AIRMOD Recessed
 H < 3m
 Ø 100



AIRMOD Duo
 L 660
 H < 3m
 Ø 100

AIRMOD Trio
 L 930
 H < 3m
 Ø 100

Collection Sammode Pierre Guariche



G13A
 Ø 250
 H 700
 Colour ●●●

G13
 Ø S 170
 Ø M 250
 Ø L 350
 H 150
 Colour ●●●



G1
 H 650
 H lampshade 350
 L 1150
 Colour ●●●●


Existe en applique, suspension et lampadaire
 Available as wall, pendant and floor lamp.



G32
 H 256
 L 705



G3
 H 120
 L 395
 Colour ●●●



G320
 H 256
 L 705
 Colour ●●●



G3 Triple
 H 120
 L 930
 Colour ●●●



G25
 H 830
 L min 1260
 max 1640

Existe en applique et suspension
 Available as wall and pendant lamp

G54
 Ø 142
 H 1200



G2
 H 1590
 L 1100



G1
 H 1200 or 1750
 L 1350
 Colour ●●●●

Existe en applique, suspension et lampadaire
 Available as wall, pendant and floor lamp.



G30
 H 1530
 W Base 300 x 450



G21
 H min 1170
 max 1630
 W Base 370
 Colour ●●●

M3 Sammode Michel Mortier



M3
 H 340
 Base 275 x 300
 Colour ●●●●



G61
 S 270 x 270 x 200
 M 330 x 330 x 200

G60
 S 270 x 270 x 200
 M 330 x 330 x 200



G50
 Ø 350
 H 175
 Colour ●●●



G24
 H 420
 Base 200
 Ø 390
 Colour ●●●●