



Light is individual

As multifaceted as your luminaires: LED system solutions from OSRAM

With a wide range of LED drivers, LED modules and light management systems, OSRAM Digital Lighting Systems provides you with individual LED solutions for your multifaceted professional application areas. All OSRAM products are known for their high performance and efficiency, giving you tremendous flexibility in the design of LED luminaires. No matter whether the job involves indoor or outdoor settings, round or linear luminaires, general or accent lighting – we can help find the right OSRAM product for your job. If you wish, we will gladly develop the most efficient lighting solution for your individual needs.

Light is OSRAM

OSRAM

You have the idea – we have the components and systems!

Develop tomorrow's lighting solutions with innovative LED components and LED systems from OSRAM Digital Lighting Systems.

OSRAM ensures that your lighting ideas become reality

No matter what you are planning, OSRAM Digital Lighting Systems enables you to bring all your LED projects to a successful conclusion – simply and efficiently. We offer a broad range of components from a single source – LED drivers, modules and light management systems (LMS) – not to mention complete systems for every type of LED luminaire and nearly every application.

You can completely rely on OSRAM. We offer fast access to a very wide and innovative product portfolio of a consistently high quality. As our partner, you will profit from more than 20 years of experience in LED lighting technology, a powerful global brand with comprehensive services and individual support provided before, during and after your projects.



OSRAM Digital Lighting Systems' wide range of products and services helps you give your customers what they want:

Design flexibility

Complete component portfolio, created with maximum compatibility and design freedom in mind, individual design-in support and customer-specific mass production

User friendliness

Simple selection, configuration, installation and use, reliable operations for the product's entire lifespan

Stability

Proven brand quality, long-life, efficient products, optimally coordinated systems

Planning security

Complexity and risk reduction, simple and efficient warehousing

OSRAM guarantee

Three or five years guarantee for our products and systems (details and general requirements: www.osram.com/guarantee)



OSRAM OPTOTRONIC® LED Drivers

Multifaceted and flexible: effective LED lighting for your success

Whether it's innovative or classic design, constant current or constant voltage, DALI or 1...10V, indoor or outdoor lighting – we have the LED driver to meet your needs. The diverse OPTOTRONIC® portfolio from OSRAM Digital Lighting Systems has the optimum solution for an extremely broad range of requirements, bringing you energy-saving LED applications with high light quality, long operating life and exceptional reliability.

Fully in line with your requirements:

OSRAM OPTOTRONIC® Linear – constant current LED drivers

Our linear LED drivers are perfect for a wide range of luminaires and lighting applications, especially in office and industrial scenarios.

Most important features:

- New: ultra-flat LED drivers with height of just 11 mm
- OPTOTRONIC® Intelligent DALI window drivers based on a digital platform and fully programmable
- 4 ON/OFF driver families:
 - OPTOTRONIC® FIT LT2 DL, window driver (non-isolated)
 - OPTOTRONIC® FIT DL, constant current (non-isolated)
 - OPTOTRONIC® FIT CSL G2, 4 selectable currents (SELV, from July 2017)
 - OPTOTRONIC® FIT CS L, 3 selectable currents
- SELV and non-isolated versions: many combinations with various LED modules possible

Greater design flexibility for more compact luminaires:**OSRAM OPTOTRONIC® Compact – constant current LED drivers**

Due to the general trend toward miniaturization in lighting, today's customers want ever smaller luminaires, but no compromise on performance. Our compact LED drivers give you more options and greater flexibility, particularly for spotlights and downlights. Compact OPTOTRONIC® LED drivers for indoor use can easily be retrofitted with cable clamps.

Most important features:

- OPTOTRONIC® Intelligent DALI window LED drivers based on a digital platform and fully programmable
- 4 ON/OFF driver families:
 - OPTOTRONIC® FIT LT2, window driver (SELV)
 - OPTOTRONIC® FIT CS G2, 4 selectable currents (SELV)
 - OPTOTRONIC® FIT CS G1, 3 selectable currents (SELV)
 - OPTOTRONIC® ECO, 3 selectable currents (SELV)
- OPTOTRONIC® ECO PC LED drivers dimmable via phase-cut (10...100 %, depending on dimmer)

Smart efficiency modification:**OSRAM OPTOTRONIC® – constant voltage LED drivers**

LED drivers with an output voltage of 12 V and 24 V are the perfect choice for implementing modular and flexibly scalable LED systems. In this product spectrum, OSRAM offers LED drivers with integrated control interface (DALI, 1...10 V, EASY) as well as with externally combinable control units (DALI, DMX, 1...10 V). Electrical isolation between the primary and secondary side (SELV, non-isolated) and reversible protection mechanisms with overload, short-circuit and overtemperature all enable safe and reliable LED systems.

High level of functionality:**OPTOTRONIC® Outdoor LED drivers**

We supply particularly efficient and robust LED drivers for your luminaires and lighting applications in outdoor areas, with flexible current settings.

Compatible and simple to install:**Suitable accessories**

Numerous accessories perfectly tailored to our drivers such as cable clamps, PC software or inrush current limiters simplify your work and complement your luminaire applications or lighting solutions.


Details of all OPTOTRONIC® LED drivers at www.osram.com/optotronic




Typical examples from the individual LED driver families

Versatility at a glance


Compact OSRAM constant current LED drivers, indoor (portfolio extract)

Product picture	Product family/ isolation	Product name	GTIN (EAN)	Nominal input voltage [V]	Output power [W]	Output voltage [V]	Rated current [mA] ± 5%
	OTi DALI – SELV	OTi DALI 35/220...240/1A0 LT2	4052899488168	220...240	15...35	15...54	350...1,050
	OTe Phase-Cut (PC) – SELV	OTe 13/220...240/350 PC	4052899105324	220...240	6.5...13.5	18...38	350
	OT FIT LT2 – SELV (Window)	OT FIT 25/220...240/700 LT2 S	4052899957008	220...240	8...26.5	15...50	300...700
	OT FIT CS G2 – SELV (Dip-Switch)	OT FIT 40/220...240/1A0 CS G2	4052899435650	220...240	20...44	25...42	800/900/950/1,050


Linear OSRAM constant current LED drivers, indoor (portfolio extract)

Product picture	Product family/ isolation	Product name	GTIN (EAN)	Nominal input voltage [V]	Output power [W]	Output voltage [V]	Rated current [mA] ± 5%
	OTi DALI – SELV ⁹	OTi DALI 50/220...240/1A4 LT2 L	4052899028098	220...240	12...54	20...54	600...1,400
	OTi DALI – non-isolated ⁸	OTi DALI 60/220...240/550 D LT2 L	4052899188662	220...240	6.4...60	54...240	120...550
	OTi DALI Ultraflat – non-isolated ⁸	OTi DALI 75/220...240/700 D LT2 UF L	4052899957046	220...240	9.7...75	54...240	250...700
	OT FIT – SELV ⁹	OT FIT 50/220...240/1A0 CS L	4052899032804	220...240	23...55	27...54	800/925/1,050
	OT FIT – non-isolated ⁸ (Window)	OT FIT 75/220...240/550 D LT2 L	4052899478435	198...264	6.8...75	54...216	125...550
	OT FIT – non-isolated ⁸ (fix current)	OT FIT 50/220...240/350 D L	4052899222595	220...240	19...53	54...150	350

OSRAM constant current LED drivers, outdoor (portfolio extract)

Product picture	Product family	Product name	GTIN (EAN)	Nominal input voltage [V]	Output power [W]	Output voltage [V]	Type of isolation	Rated current [mA] ± 5%	Power factor	Efficiency (max.) [%]
	OT 4DIMLT2 E	OT 40/120...277/1A0 4DIMLT2 E	4052899925182	120...277	7...40	18...56	SELV	350...1,050	> 0.95	88.5
		OT 90/170...240/1A0 4DIMLT2 E	4052899925205	220...240	20...90	57...186	Double	350...1,050	> 0.95	91.5
	OT 2DIMLT2	OT 100/120...277/800 2DIMLT2 P	4052899253414	120...277	45...100	50...186	Double	350...800	> 0.95	90
	OT	OT 180/120...277/700 P5	4052899259027	120...277	80...180	115...257	Basic	700	> 0.95	90

OSRAM constant voltage LED drivers (24V/12V) (portfolio extract)

Product picture	Application area	Product name	GTIN (EAN)	Nominal input voltage [V]	Max. output power [W]	Output voltage [V]	Rated current [mA] ± 5%	Power factor
	Indoor	OT 8/200...240/24	4008321040169	220...240	8	24	0.33	0.5
		OT 75/220...240/24	4050300817477	220...240	75	24	3.13	0.97
		OTi DALI 50/220...240/24 1...4 CH	4052899452923	220...240	50	24	2.08	0.95

¹ DC-Voltage range 176V...276V ² 1. If the LED driver complies with protection class I, it is suitable for protection class I luminaires. 2. If the LED driver complies with protection class II, it is suitable for protection class I and class II luminaires. ³ At max. T_c temperature, max. failure rate of 10% ⁴ Operating at 10°C lower than max. T_c, max. failure rate of 10%

⁵ DALI Edition 2 version ⁶ Operating at 13°C lower than max. T_c, max. failure rate of 10% ⁷ Operating at 15°C lower than max. T_c, max. failure rate of 10%

⁸ Dimming method: non-isolated: 1...100% by amplitude dimming ⁹ Dimming method: SELV: PWM/amplitude dimming ¹⁰ From July 2017

Power factor	Efficiency (max.) up to [%]	Ripple (100 Hz) [%]	Dimmable	Dimensions (L x W x H) [mm]	Ambient temperature range [°C]	T _c max. [°C]	Lifetime [h]	EL Emergency Lighting ¹	Protection class ²	IP protection	Certificates & approvals	Cable clamp kit	Standard pack [pcs.]
> 0.95	86	< 2	DALI	103 x 67 x 29.5	-20...+50	75	50 k ³ /100 k ⁴	Yes	II	IP20	CE, ENEC, VDE, EMC, F, MM, EL, CCC, EA	E, B-STYLE/LT	20
> 0.95	82	25	Phase cut	95 x 53 x 25	-20...+55	85	35 k ³ /50 k ⁴	No	II	IP20	CE, ENEC, VDE, F, MM, CCC	E-STYLE	20
> 0.95	86	< 1	No	97 x 43 x 29.5	-20...+50	75	50 k ³ /100 k ⁴	No	II	IP20	CE, ENEC, VDE, EMC, RCM, CCC	D-STYLE	20
0.98	90	< 5	No	97 x 43 x 29.5	-20...+50	80	50 k ⁴	No	II	IP20	CE, ENEC, RCM, CCC	D-STYLE	20

Power factor	Efficiency (max.) up to [%]	Ripple (100 Hz) [%]	Dimmable	Dimensions (L x W x H) [mm]	Ambient temperature range [°C]	T _c max. [°C]	Lifetime [h]	EL Emergency Lighting ¹	Protection class ²	IP protection	Certificates & approvals	Standard pack [pcs.]
> 0.95	88	< 10	DALI	360 x 30 x 21	-25...+50	75	50 k ³ /100 k ⁴	Yes	I	IP20	CE, ENEC, VDE, EMC, EL, CCC	20
> 0.95	92	≤ 1 ¹⁰	DALI ⁵	280 x 30 x 21	-25...+50	75	50 k ³ /100 k ⁴	Yes	I	IP20	CE, ENEC, VDE, EMC, RCM, EL, CCC, EAC	20
> 0.98	92	≤ 4	DALI ⁵	360 x 30 x 11	-25...+50	75	50 k ³ /100 k ⁴	Yes	I	IP20	CE, ENEC, VDE, EMC, RCM, CCC	20
> 0.95	86	< 10	No	280 x 30 x 21	-25...+50	75	50 k ³ /100 k ⁴	Yes	I	IP20	CE, ENEC, VDE, EMC, EL, CCC	20
> 0.98	93	< 1	No	280 x 30 x 21	-25...+50	75	50 k	Yes	I	IP20	CE, EL, VDE-EMC, ENEC 10, CCC	20
> 0.97	90	< 10	No	210 x 30 x 21	-25...+60	75	50 k ³ /100 k ⁴	Yes	I	IP20	CE, ENEC, VDE, EMC, EL, CCC	20

Ripple (100 Hz) [%]	Dimmable	Dimensions (L x W x H) [mm]	Ambient temperature range [°C]	T _c max. [°C]	Lifetime [h]	DC-compatible	Protection class ²	IP protection	Certificates & approvals	Standard pack [pcs.]
< 15	4DIM DALI/StepDIM/AstroDIM/MainsDIM	123 x 79 x 33	-40...+60	80	50 k ³ /100 k ⁶	Yes	I/II	IP20	CE, ENEC 10, UR, VDE, VDE-EMC, CCC	20
< 15	4DIM DALI/StepDIM/AstroDIM/MainsDIM	133 x 77 x 40	-40...+55	90	35 k ³ /50 k ⁶	Yes	I/II	IP20	CE, ENEC 12, UR, VDE, VDE-EMC, CCC	20
< 25	2DIM 1-10V/AstroDIM	168 x 68 x 38	-40...+55	85	50 k ³ /100 k ⁷	-	I/II	IP64	CE, ENEC 15, UR, CCC	20
< 30	No	251 x 60 x 38	-40...+55	90	50 k ³ /80 k ⁴	-	I	IP65	CE, CCC	20

Efficiency (max.) [%]	Dimmable	Dimensions (L x W x H) [mm]	Ambient temperature range [°C]	T _c max. [°C]	Lifetime [h]	Protection class ²	IP protection	Certificates & approvals	Standard pack [pcs.]
75	No	80 x 40 x 22	-20...+50	80	30 k ¹ /50 k ²	II	IP20	CE, ENEC, VDE, EMC	50
90	No	220 x 46.2 x 43.6	-20...+50	80	30 k ¹ /50 k ²	II	IP20	CE, ENEC, VDE, VDE, EMC, RCM, EAC	10
90	DALI	235 x 32 x 22	-20...+45	70	30 k ¹ /50 k ²	I/II	IP20	CE, ENEC, VDE, VDE, EMC, MM, RCM, BIS, EAC, CCC	20

Click [here](#) to download the entire poster of OSRAM LED drivers with comprehensive details.

Light Engines and LED Modules

Performance and flexibility for long-term value: benefits you can count on

OSRAM has powerful and highly efficient light engines and LED modules for every application: Linear LED modules for industrial and office lighting, round modules for spotlight and downlight applications and area modules for office and general lighting, plus flexible modules for decorative lighting in coves and organic structures. OSRAM Digital Lighting Systems' portfolio also contains LED modules for outdoor applications and use in street lighting and production halls.

1

Spot-, Down- and Wallmount Light Engines and Modules

The compact PrevaLED® Core, COIN (→ p. 14/15), Cube and Flat (→ p. 18/19) bring a wide range of options for general or accent lighting – including complete solutions with integrated lens optics and heat sinks. PrevaLED® AC models for mains voltage are particularly convenient plug-and-play solutions.

4

Linear LED modules for efficient and high-quality light in linear applications

PrevaLED® Linear Slim (→ p. 12/13, 20/21, 24/25), Linear Value and Basic Linear (→ p. 22/23) provide durable solutions for linear lighting with ultra-modern LED technology and are an alternative to conventional fluorescent lamps.

2

Flexible 24 V LED modules for flexible and individualized lighting solutions

LINEARlight FLEX® models are ideal for accentuation or staging. The flexible and cuttable LED light strips are extremely thin and simple to install even in confined spaces. The LED modules are also available with a high IP rating for outdoor use as well as in “Tunable White” and “Diffuse” versions (→ p. 16/17).

5

Area light engines for efficient and high-quality light in area luminaires

PrevaLED® Bar and PrevaLED® Area are characterized by long operating life and high luminous flux. They are the perfect choice for integrated recessed luminaires or use with area luminaires and illuminated ceilings.

3

Linear 24 V LED modules for white or color RGB lighting

LINEARlight 24 V models are the optimum choice for replacing conventional fluorescent lamps.

6


PrevaLED® Compact and SKY LED modules for outdoor applications and street lighting

Tailored to operate with OPTOTRONIC® Outdoor control gears, the PrevaLED® Compact (→ p. 26) delivers impressive results for a wide range of outdoor applications and industrial hall lighting. PrevaLED® SKY is an innovative, IP-rated module for street lighting, enabling extremely short luminaire development cycles.

1



2




3




4



5



6



Details of all OSRAM light engines and LED modules at www.osram.com/ds

OSRAM Light Management Systems (LMS)

Everything under control with intelligent light management and networking

The increasing demand for lighting solutions that bring ever-greater energy savings, flexibility and individual customizing options, and, in particular, ever-higher light quality has dramatically changed lighting requirements. Having the right light brings a greater sense of well-being, for example, and boosts motivation. LMS solutions from OSRAM Digital Lighting Systems enables you to implement a diverse range of dynamic lighting solutions in a simple and efficient way – from daylight- and presence-dependent lighting control through to daylight simulation.

Stand-alone sensors: a starting point for energy-saving lighting control

OSRAM sensors provide the ideal basis for energy-saving daylight-dependent and motion/presence-dependent lighting solutions. Using the DALI HIGHBAY adapter (→ p. 20/21) and other couplers, sensors can easily be integrated into DALI systems.

Touch DIM®: dimming using mains power

Touch DIM® enables direct dimming and switching of electronic control gear using standard push-buttons. An additional control unit or a special dimmer is no longer necessary.

DALI PCU/MCU: simple manual dimming solutions

Installed in a flush-mounted box and connected to the AC power supply, a DALI PCU push-button or DALI MCU rotary dimmer can control up to 25 luminaires with the integrated DALI supply (also available in Tunable White version).

Details of DALI PCU

- Compact control unit for manual dimming and switching of numerous DALI luminaires via standard push-buttons
- Automatic or manual saving of power-on value
- Individual configuration of minimum dimming level and behavior after power failure
- Up to four devices can be connected in parallel, with automatic synchronization
- Combinable with standard motion detectors

www.osram.com/dalipcu

LUXeye™: the smart way to control light

An innovative light management system with a smart-phone connection: LUXeye™ Sense DALI BT and LUXeye™ Sense 10A BT are controllers featuring an integrated light/presence sensor and a Bluetooth interface.

Details of LUXeye™

- Automatic start-up with no configuration necessary
- Easy and fast customization of the most important parameters using a screwdriver
- Free iOS and Android app available for manual lighting control and customization of settings
- DALI BT: a DALI broadcast output channel
- 10A BT: output relay for 10A ohmic, inductive and capacitive load

www.osram.com/luxeye



EASY Color Control: all-purpose lighting control

Use a single lighting control to implement a wide range of lighting solutions in the retail or hospitality sectors – either static or dynamic, with color or white light sources.

DALleco: a compact and extremely inexpensive light management system for individual luminaires and lighting groups in small and medium-sized rooms

DALleco is an extremely flexible system for simple plug-and-play operation or intelligent daylight/presence-dependent energy-saving solutions: two DALI channels with adjustable offset, 1-click setup, selectable and individually adjustable functional parameters plus a convenient remote control. Combining this with the HF LS LI miniature radar sensor is particularly interesting (→ p. 22/23).

MULTleco: a clever system for single and group workplaces

The compact and modular MULTleco light management system offers varied daylight-dependent and presence-dependent lighting control that is configured via simple DIP switches and requires no programming. Standby power is minimized via the integrated load contact.

DALI PROFESSIONAL: a flexible light management system for large rooms and multiroom solutions

DALI PROFESSIONAL is the perfect solution for all your light management tasks. The system is also suitable for diverse applications in room and floor control, daylight-dependent regulation and RGB and Tunable White control for up to 1,024 luminaires.

Street Light Control: outdoor light management

Our Street Light Control (SLC) telemanagement system allows the demand-oriented control and monitoring of individual luminaires through to thousands of light points. The central element is the SLC software that enables the effective management of the entire street lighting system via a PC or smart device. You can find our software at www.osram.com/software.

ENCELIUM™: the holistic light management system for smart buildings

The heart of this holistic, autonomous and DALI-based light management system is the Polaris 3D software with spatial visualization, permitting remote access for comprehensive control of the entire building lighting system. Thanks to the scalability of the system architecture, ENCELIUM™ can be used for all building sizes and easily retrofitted in existing building management systems.

- Control units using standard wireless and wired interfaces
- Visualization, control and energy monitoring using 3D software
- Connections to sensors, controllers and luminaires – wireless or via a control line

Details of all OSRAM light management systems at www.osram.com/lms

UltraFlat System

Your design visions become reality

An ultraflat DALI LED driver, perfectly matched with a light and motion sensor, and the extra small LED module PrevaLED® Linear Slim make up the innovative OSRAM UltraFlat system. It enables you to create unique, design-oriented luminaires with an effective installation depth of just 11 mm.

LED
Driver

LED
Module

LMS



Turn your vision into reality with the help of the new and innovative OSRAM UltraFlat System. With its ultraflat LED drivers, sensors and a large choice of LED modules that come in different light colors and lengths, this OSRAM system solution offers just about every feature that creative luminaire producers and lighting planners can dream of.


→ Further information about the OSRAM UltraFlat System at systemsolution.osram.com



OSRAM OPTOTRONIC® UltraFlat DALI

- Ultraflat casing of just 11 mm – 50 % thinner than standard OTi DALI
- Three programming interfaces: DALI, NFC, LEDset (current)
- Low current ripple: less than 1 %
- Very high reliability and efficiency (up to 93 %)
- Up to 100,000 h service life (at $T_c = 65^\circ\text{C}$, max. 10 % failure)
- 1...100 % by amplitude dimming
- Corresponding to DALI2
- Suitable for emergency lighting systems with central battery (EL)
- Very low standby consumption (<0.25 W)

Product name	Product code	Nominal output power	Nominal output voltage	Nominal output current	Max. ECG efficiency	Ripple current (100 Hz)	Dimensions (L x W x H)	Ambient temperature range
OTi DALI 35/220...240/400 D LT2 UF L	4052899 957022	4...38 W	54...240 V	75...400 mA	up to 92 %	≤ 1 %	360 x 30 x 11 mm	-25...+60 °C
OTi DALI 75/220...240/700 D LT2 UF L	4052899 957046	9.7...75 W	54...240 V	250...700 mA	up to 93 %	≤ 1 %	360 x 30 x 11 mm	-25...+50 °C



OSRAM PrevaLED® Linear Slim

- LED module (just 20 mm) with high luminous efficacy: up to 173 lm/W
- High homogeneity thanks to low LED spacing
- Different light colors: 3,000 K, 4,000 K, 6,500 K
- A large range of module lengths: 140, 280, 560, 1,400 mm
- Suitable for SELV and non-isolated luminaire design

Product name (portfolio extract)	Product code	Nominal wattage	Color temperature	Total useful luminous flux	Luminous efficacy	Nominal current	Construction length
PL-LIN S-Z3 550-840 140	4052899 957152	3.2 W	4,000 K	550 lm	172 lm/W	88 mA	140 mm
PL-LIN S-Z3 1100-840 280	4052899 346987	6.3 W	4,000 K	1,100 lm	173 lm/W	175 mA	280 mm
PL-LIN S-Z3 2000-840 280	4052899 347045	11.7 W	4,000 K	2,000 lm	169 lm/W	300 mA	280 mm
PL-LIN S-Z3 2200-840 560	4052899 347106	12.5 W	4,000 K	2,200 lm	173 lm/W	350 mA	560 mm
PL-LIN S-Z3 4000-840 560	4052899 347168	23.1 W	4,000 K	4,000 lm	169 lm/W	600 mA	560 mm
PL-LIN S-Z3 8000-840 1400	4052899 952522	49.9 W	4,000 K	8,000 lm	169 lm/W	350 mA	1,400 mm

You can find further products from this range in our online catalog.



OSRAM light and motion sensor

- Minimized dimensions: 50 x 20 x 11 mm
- Long life: 50,000 hours (at T_c max)
- Large detection area¹: motion up to 6 x 6 m, presence up to 4 x 4 m
- Two versions: DALI for integration in DALI control systems, Touch DIM® for individual smart luminaires

Product name	Product code	Motion detection range ¹	Presence detection range ¹	Light sensing range	Installation type	Protection class	Ambient temperature range
LS/PD LT2 LI UF	4052899 984615	6 x 6 m	4 x 4 m	10...1,000 lx	Luminaire installation	IP 20	0...+50 °C
LS/PD DALI LI UF	4052899 984608	6 x 6 m	4 x 4 m	10...1,000 lx	Luminaire installation	IP 20	0...+50 °C

¹ For 3 m installation heights

OPTOTRONIC® FIT LT2 S

Minimal size, maximum flexibility

OPTOTRONIC® FIT LT2 S LED drivers enable you to adjust the current to your needs by means of a resistor – one driver for a wide range of lumen packages. And with the powerful but smaller light-emitting surface of the PrevaLED® Core Z6 Mini LED module, you get even greater design flexibility, enabling more compact reflectors while keeping the lighting characteristics of the spotlight.

LED
Driver



LED
Module

The new OSRAM LED drivers with LEDset interface are ideally set up to meet flexibility and adaptability demands. They cover a wide range of wattages and currents and support future generations of LEDs with their future-proof designs.



LED
Module




→ Further information on OSRAM OPTOTRONIC® FIT LT2 S and matching LED modules at systemsolution.osram.com



OSRAM OPTOTRONIC® FIT LT2 S

- Window drivers: suitable for a wide range of CoBs and LED modules
- Different output levels: 15 W, 25 W, 40 W
- Long operating life: up to 50,000/100,000 h¹
- Compact dimensions: length 97.0 mm, height 28.5 mm, hole spacing length 88.0 mm
- Low current ripple: under 1%
- LEDset interface: simple design-in

Product name	Product code	Nominal output power	Nominal output voltage	Nominal output current	Max. ECG efficiency up to	Ripple current (100 Hz)	Ambient temperature range
OT FIT 15/220...240/500 LT2 S	4052899956995	4.5...17.5 W	15...50 V	150...500 mA	84 %	<1%	-20...+50 °C
OT FIT 25/220...240/700 LT2 S	4052899957008	8.0...26.5 W	15...50 V	300...700 mA	86 %	<1%	-20...+50 °C
OT FIT 40/220...240/1A0 LT2 S	4052899957015	13...40 W	15...50 V	500...1,050 mA	87 %	<1%	-20...+40 °C



OSRAM PrevaLED® Core Z6 Mini (Spotlights)

- Extremely compact LED spot module (Zhaga book 11)
- Small light-emitting surface: LES 13 makes extremely small reflectors possible
- Broad portfolio: various luminous fluxes, color temperatures and color renderings
- High module light yield: up to 146 lm/W at $T_p = 65^\circ\text{C}$
- Long operating life (L80/B50): 60,000 h at $T_p = 65^\circ\text{C}^2$
- 5-year guarantee³

Product name (portfolio extract)	Product code	Rated luminous flux	Rated wattage	Luminous efficacy	Rated current	Rated voltage	Color rendering index R_a
PL-CORE-Z6-MINI 2000-830	4052899457409	2,000 lm	15.4 W	130 lm/W	420 mA	36.6 V	>80
PL-CORE-Z6-MINI 2000-840	4052899457447	2,000 lm	13.7 W	146 lm/W	380 mA	36.1 V	>80
PL-CORE-Z6-MINI 3000-830	4052899457522	3,000 lm	24.1 W	124 lm/W	665 mA	36.3 V	>80
PL-CORE-Z6-MINI 3000-840	4052899457560	3,000 lm	21.3 W	141 lm/W	595 mA	35.8 V	>80

You can find further products from this range in our online catalog.



OSRAM PrevaLED® Coin 50 (Spotlights and Downlights)

- Simple and fast design-in
- High luminous flux and low installation depth
- Cable length: 500 mm
- Module light yield: up to 114 lm/W
- LED engine with 24° or 40° beam angle
- Also available as kit: installation-ready LED solution, complete with heat sink, lens optic and ECG

Product name (portfolio extract)	Product code	Total useful luminous flux	Nominal wattage	Luminous intensity	Nominal current	Nominal voltage	Color rendering index R_a
PL-CN50 -900-930-40D-G2	4052899324220	830 lm	10.7 W	1,660 cd	350 mA	30.7 V	≥90
PL-CN50 -1200-830-40D-G2	4052899324404	1,010 lm	10.7 W	2,200 cd	350 mA	30.6 V	≥80
PL-CN50 -1400-830-24D-G2	4052899324466	1,340 lm	12.8 W	2,680 cd	350 mA	36.5 V	≥80

You can find further products from this range in our online catalog.


¹ 50,000 h at max. T_c temperature, max. 10% failure rate; 100,000 h at 10 °C under max. T_c temperature, max. 10% failure rate ² L80B10 @ $T_c = 65^\circ\text{C}$: up to 50,000 h operating life
³ The OSRAM guarantee provisions can be found at www.osram.com/guarantee

OPTOTRONIC® Intelligent DALI 24 V 1-4 CH

Gives you the flexibility you need



Integrate homogeneous lines of light in architecture, furniture or any object for subtle accentuation or convenient ambient lighting. All you need is: our compact linear DALI LED drivers with 24 V constant voltage and LINEARlight FLEX® Diffuse. And to ensure complete design freedom, all LED strips are flexible, cuttable and feature a self-adhesive reverse side.



If you have any questions about project planning, implementation or accessories, contact flex-support@osram.com for expert and individual advice from our support team. Or use our Flex Configurator at www.osram.com/flex-tools.

→ Further information on OSRAM OTi DALI 24 V and matching LED modules at www.osram.com/ot24vdim



OSRAM OTi DALI 24V LED Drivers 1-4 CH/Tunable White

- Smart efficiency modification thanks to Smart Power Supply
- Small cross-section for installation in covers or linear luminaires
- Flicker-free thanks to high PWM frequency
- Dimmable with Touch DIM®
- LED performance can be distributed as required via 1-4 channels (4-CH)
- Fits perfectly with Tunable White LED modules and MCU TW
- Dimming range: 0...100 % (4-CH), 0,1...100 % (TW)
- Wide range of applications thanks to many output levels: 50 W, 75 W, 80 W (4-CH), 50 W, 80 W (TW)

Product name	Product code	Output power	Output voltage	Dimming interface	Max. ECG efficiency	Ambient temperature range
OTi DALI 50/220...240/24 1...4 CH	4052899452916	50 W	24 V ¹	DALI	92 %	-20...+45 °C
OTi DALI 80/220...240/24 1...4 CH	4052899452893	80 W	24 V ¹	DALI	93 %	-20...+45 °C
OTi DALI 80/220...240/24 TW	4052899490758	80 W	24 V ¹	DALI DT 8	93 %	-20...+45 °C
OTi DALI 50/220...240/24 TW	4052899490772	50 W	24 V ¹	DALI DT 8	92 %	-20...+45 °C



OSRAM LINEARlight FLEX® Diffuse

Diffuse light strips without visible LED dots

- IP67 protection class with high-performance silicone
- Can be used outdoors: resistant to UV and salt mist²
- Operating lengths of up to 6 m per feeder possible

Product name (portfolio extract)	Product code	Light color (designation)	Wattage per meter	Number of LEDs per meter	Luminous efficacy	Length	Nominal voltage
LINEARlight FLEX® Diffuse – Top bending (LFD400T, LFD400MT)							
LFD400T-G1-827-06	4052899953512	White (2,700K)	7.2 W	60	68 lm/W	6,000 mm	24 V
LFD400T-G1-830-06	4052899953529	White (3,000K)	7.2 W	60	68 lm/W	6,000 mm	24 V
LFD400T-G1-840-06	4052899953536	White (4,000K)	7.2 W	60	67 lm/W	6,000 mm	24 V
LFD400T-G1-865-06	4052899953543	White (6,500K)	7.2 W	60	64 lm/W	6,000 mm	24 V
LFD400MT-G1-BL-06	4052899953550	Blue	12 W	60	5 lm/W	6,000 mm	24 V
LFD400MT-G1-GR-06	4052899953567	Green	12 W	60	24 lm/W	6,000 mm	24 V
LFD400MT-G1-GR-03	4052899450851	Green	12 W	30	24 lm/W	3,000 mm	24 V
LFD400MT-G1-RE-06	4052899953574	Red	12 W	60	27 lm/W	6,000 mm	24 V
LFD400MT-G1-YE-06	4052899953581	Yellow	12 W	60	14 lm/W	6,000 mm	24 V
LFD400MT-G1-OR-06	4052899953598	Orange	12 W	60	15 lm/W	6,000 mm	24 V
LINEARlight FLEX® Diffuse – Side bending (LFD400S, LFD400MS)							
LFD400S-G1-827-06	4052899953611	White (2,700K)	7.2 W	60	57 lm/W	6,000 mm	24 V
LFD400S-G1-830-06	4052899953628	White (3,000K)	7.2 W	60	57 lm/W	6,000 mm	24 V
LFD400S-G1-840-06	4052899953635	White (4,000K)	7.2 W	60	57 lm/W	6,000 mm	24 V
LFD400S-G1-865-06	4052899953642	White (6,500K)	7.2 W	60	52 lm/W	6,000 mm	24 V
LFD400MS-G1-BL-06	4052899953659	Blue	12 W	60	5 lm/W	6,000 mm	24 V
LFD400MS-G1-GR-06	4052899953666	Green	12 W	60	22 lm/W	6,000 mm	24 V
LFD400MS-G1-GR-03	4052899450882	Green	12 W	30	22 lm/W	3,000 mm	24 V
LFD400MS-G1-RE-06	4052899953673	Red	12 W	60	20 lm/W	6,000 mm	24 V
LFD400MS-G1-YE-06	4052899953680	Yellow	12 W	60	13 lm/W	6,000 mm	24 V
LFD400MS-G1-OR-06	4052899953697	Orange	12 W	60	13 lm/W	6,000 mm	24 V


You can find further products from this range in our online catalog.

¹ DC voltage ² UV acc. to ISO 4892-2 - Method A, salt mist acc. to IEC 60068-2-52 severity 1

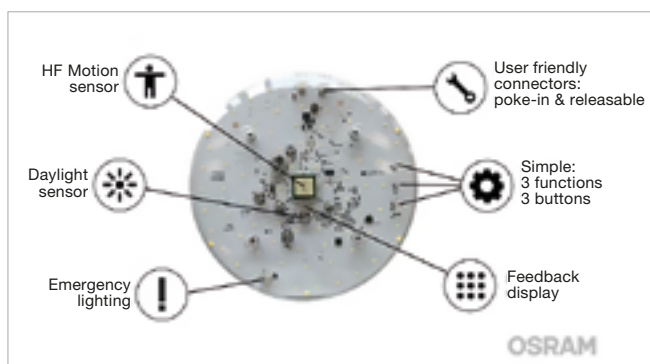
PrevaLED® Flat AC Master/Slave System

The all-in-one system: simple and flat design for intelligent luminaires


PrevaLED® Flat AC LED modules enable easy implementation of extremely flat diffuser luminaires with a particularly homogeneous diffuser surface. A particularly useful feature: the LED driver and motion sensor are already integrated – ensuring efficient operation and intelligent lighting control.



Find out more about the extensive performance range of the Master/Slave System at www.osram.com/flat-ac



A major advantage of the PrevaLED® Flat AC Master/Slave System: one master device can be combined with up to ten significantly less expensive slave devices. This allows the installation of up to eleven luminaires per system.



OSRAM PrevaLED® Flat AC Master/Slave System

- Low-cost LEDification of CFL wall and ceiling luminaires
- No external driver required
- Two diameters: 170 mm, 240 mm
- Light colors: 3,000K, 4,000K
- Luminous flux: 1,500 lm, 2,500 lm
- Up to 11 luminaires in one system
- Up to 5 masters in one system (Multimaster)
- The Master/Slave System covers corridors of up to ~35 m



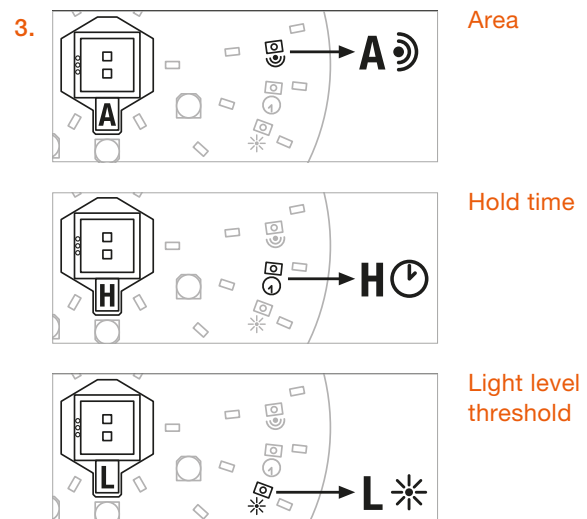
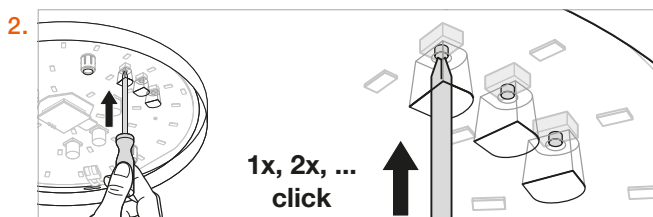
Product name (portfolio extract)	Product code	Total useful luminous flux	Rated wattage	Nominal voltage	Luminous efficacy	Standard deviation of color matching	Color rendering index R _a
PL-FLAT-AC MA-G2 1500-840	4052899969780	1,500 lm	13.6 W	230 V	110 lm/W	≤3 sdc _m	> 80
PL-FLAT-AC MA-G2 2500-840	4052899969803	2,500 lm	21.4 W	230 V	117 lm/W	≤3 sdc _m	> 80
PL-FLAT-AC SL-G2 1500-840	4052899969827	1,500 lm	13.0 W	230 V	115 lm/W	≤3 sdc _m	> 80
PL-FLAT-AC SL-G2 2500-840	4052899969841	2,500 lm	20.3 W	230 V	123 lm/W	≤3 sdc _m	> 80

You can find further products from this range in our online catalog.

Commissioning

Commissioning the PrevaLED® Flat AC MA is intuitive and self-explanatory:

1. Connect luminaire to main; luminaire lights up to 100 %
2. Press any button to switch to commissioning mode; luminaire dims down immediately to 5 % to avoid glare
3. Simple set-up with 3 buttons for 3 functions




→ PrevaLED® Flat AC Master/Slave and further PrevaLED® Flat AC all-in-one LED modules:
www.osram.com/prevaled

OTi DALI, PrevaLED® Linear Slim and DALI HIGHBAY Adapter

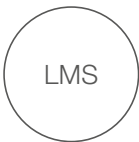
Highly recommended for linear lighting in industry



Effective LED high bay lighting, specially designed for industrial use, is especially important for high productivity and a safe working environment. Cost-effective and durable LED systems for production facilities and warehouses – such as OTi DALI LED drivers, PrevaLED® Linear modules and DALI adapters for HIGHBAY and VISION sensors – provide for safe and pleasant conditions, even at lofty heights.



Industrial LED lighting solutions from OSRAM don't only provide you with state-of-the-art light available. You also benefit from extremely long operating times and a high degree of reliability. Especially in factories where employees work around the clock in shifts, failure of a lighting installation can result in production downtimes and incur high costs.



→ Further information on OSRAM OPTOTRONIC® Intelligent DALI and matching LED modules at www.osram.com/oem



OSRAM OPTOTRONIC® Intelligent DALI

- SELV and non-isolated product families
- Large working windows for a wide range of module combinations
- Low current ripple of less than 1 % (non-isolated ≤ 4 %, SELV ≤ 1 %)
- 1...100 % by amplitude dimming
- Very high efficiency (up to 93 %)
- Operating life up to 100,000 h (at $T_c = 65$ °C, max. 10 % failure)
- Suitable for emergency lighting systems with central battery (EL)
- Feedback about mains power input and operating hours (Fit for SMART GRID)

Product name (portfolio extract)	Product code	Output power	Output voltage	Nominal output current	Max. ECG efficiency (100 Hz) up to	Ripple current (100 Hz)	Dimensions (L x W x H)	Ambient temperature range
OTi DALI ...								
SELV								
35/220...240/700 LT2 L	4052899245389	35 W	20...54 V ¹	200...700 mA ³	90 % ⁵	< 1 %	360 x 30 x 21 mm	-25...+60 °C
50/220...240/1A4 LT2 L	4052899028098	54 W	20...54 V ¹	600...1,400 mA ⁴	89 % ⁵	< 1 %	360 x 30 x 21 mm	-25...+50 °C
80/220...240/1A6 LT2 L	4052899028074	80 W	20...54 V ¹	600...1,550 mA ⁴	90 % ⁵	< 1 %	360 x 30 x 21 mm	-25...+50 °C
80/220...240/2A1 LT2 L	4052899028050	80 W	20...54 V ¹	1,000...2,100 mA ⁴	90 % ⁵	< 1 %	360 x 30 x 21 mm	-25...+45 °C
Non-isolated								
35/220...240/400 D LT2 L	4052899957053	4...38 W	54...240 V ²	75...400 mA ⁴	92 % ^{5/6}	≤ 4 % ⁷	280 x 30 x 21 mm	-25...+60 °C
60/220...240/550 D LT2 L	4052899188662	6.4...60 W	54...240 V ²	120...550 mA ⁴	92 % ^{5/6}	≤ 4 % ⁷	280 x 30 x 21 mm	-25...+60 °C
90/220...240/1A0 LT2 L	4008321867568	13.5...90 W	54...240 V ²	250...1,000 mA ⁴	93 % ^{5/6}	≤ 4 % ⁷	280 x 30 x 21 mm	-25...+50 °C

You can find further products from this range in our online catalog.



OSRAM PrevaLED® Linear Slim

- LED module (just 20 mm) with high luminous efficacy: up to 173 lm/W
- Self-cooling, no additional heat sink necessary
- Different light colors: 3,000 K, 4,000 K, 6,500 K
- Various module lengths: 140, 280, 560, 1,400 mm
- Suitable for SELV and non-isolated luminaire design

Product name (portfolio extract)	Product code	Nominal wattage	Color temperature	Total useful luminous flux	Luminous efficacy	Nominal current	Construction length
PL-LIN S-Z3 550-840 140	4052899957152	3.2 W	4,000 K	550 lm	172 lm/W	88 mA	140 mm
PL-LIN S-Z3 1100-840 280	4052899346987	6.3 W	4,000 K	1,100 lm	173 lm/W	175 mA	280 mm
PL-LIN S-Z3 2000-840 280	4052899347045	11.7 W	4,000 K	2,000 lm	169 lm/W	300 mA	280 mm
PL-LIN S-Z3 2200-840 560	4052899347106	12.5 W	4,000 K	2,200 lm	173 lm/W	350 mA	560 mm
PL-LIN S-Z3 4000-840 560	4052899347168	23.1 W	4,000 K	4,000 lm	169 lm/W	600 mA	560 mm
PL-LIN S-Z3 8000-840 1400	4052899952522	49.9 W	4,000 K	8,000 lm	169 lm/W	350 mA	1,400 mm

You can find further products from this range in our online catalog.



OSRAM DALI HIGHBAY Adapter

- DALI adapters for HIGHBAY and VISION sensor
- Light control for mounting heights of up to 13 m
- Can also be used purely as light sensor
- Suitable for OSRAM DALI PROFESSIONAL (EAN 4008321710871) and light control systems from other reputable manufacturers

Product name	Product code	Ambient temperature range	Maximum installation height	Operating range, light sensor	Type of installation
DALI HIGHBAY Adapter	4008321774132	0...+50 °C	13 m	20...800 lx ⁸	On-top ceiling mounting

¹ Maximum 60 V ² Maximum 350 V ³ ± 2 % ⁴ ± 5 % ⁵ At full load and 230 V ⁶ From July up to 93 % / 94 % (OTi DALI 90) ⁷ From July 2017 ≤ 1 %
⁸ Approximately, measured at the sensor

OTi DALI, Basic Linear and HF LS LI

Intelligent, robust – and exactly what you're looking for

Particularly in factory and warehouse settings, employees depend to a large extent on artificial light. Since optimal lighting increases productivity and reduces fatigue, it should be as natural and glare-free as possible. With OTi DALI LED drivers, Basic Linear LED modules and OSRAM light/presence sensors, we offer state-of-the-art high-power and low-cost solutions you can rely on – even under demanding conditions.

LED Driver

LED Module

LMS



The perfect light management system for your needs, e.g. with integrated motion or daylight sensors, ensures that artificial light is activated in an energy-efficient manner. Sensors can be combined for large detection ranges.

→ Further information on OSRAM OTi DALI and matching LED modules at www.osram.com/oem



OSRAM OPTOTRONIC® Intelligent DALI

- Large working window for a wide range of module combinations
- Low current ripple $\leq 4\%$, extremely high efficiency (up to 92%)
- 1...100% by amplitude dimming
- Operating life: up to 100,000 hours (at $T_c = 65^\circ\text{C}$, max. 10% failure)
- Suitable for emergency lighting systems with central battery (EL)



Product name (portfolio extract)	Product code	Output power	Output voltage	Nominal output current	Max. ECG efficiency up to	Ripple current (100 Hz)	Dimensions (L x W x H)	Ambient temperature range
OTi DALI 60/220...240/550 D LT2 L	4052899188662	6.4...60 W	54...240 V ¹	120...550 mA ²	92% ^{3/4}	$\leq 4\%$ ⁵	280 x 30 x 21 mm	-25...+60 °C

You can find further products from this range in our online catalog.



OSRAM Basic Linear

- 20 mm LED module with luminous efficacy of up to 151 lm/W
- Uniform illumination
- Different light colors: 3,000 K, 4,000 K, 6,500 K
- Various module lengths: 280, 560, 1,120 mm
- Suitable for SELV or non-isolated luminaire design

Product name (portfolio extract)	Product code	Nominal wattage	Color temperature	Total useful luminous flux	Luminous efficacy	Nominal current	Construction length
BL-770-840-280 G1	4052899375413	5.2 W	4,000 K	770 lm	148 lm/W	350 mA	280 mm
BL-1100-840-280 G1	4052899375475	7.2 W	4,000 K	1,100 lm	150 lm/W	350 mA	280 mm
BL-1550-840-560 G1	4052899375550	10.4 W	4,000 K	1,550 lm	149 lm/W	350 mA	560 mm
BL-2200-840-560 G1	4052899375611	14.4 W	4,000 K	2,200 lm	150 lm/W	350 mA	560 mm
BL-4400-840-1120 G1	4052899375673	28.8 W	4,000 K	4,400 lm	151 lm/W	350 mA	1,120 mm

You can find further products from this range in our online catalog.



OSRAM HF LS LI light and presence sensor, presence detection via active radar sensor element

- For luminaire installation or attachment
- Individual activation/deactivation of light and presence sensor via remote control
- Motion detection range adjustable
- Mounting height: 2...8 m (people)/13 m (vehicles)
- Installation in IP-protected luminaires possible

Product name	Product code	Maximum installation height	Detection angle	Operating range, light sensor	Type of installation	Ambient temperature range
HF LS LI Sensor	4052899921481	13 m	35...80 °	20...800 lx ⁶	Luminaire attachment/ luminaire integration	-20...+50 °C



OSRAM DALIeco Control unit

- For luminaire installation and independent mounting
- Up to 32 DALI LED drivers can be connected
- Plug-and-play functions, individually configurable via remote control/PC software bundle (EAN 4052899195967)

Product name	Product code	Dimensions (L x W x H)	Type of installation	Ambient temperature range
DALIeco control	4008321988645	118 x 30 x 21 mm	Luminaire integration/ independent installation ⁷	-20...+50 °C

¹ Maximum 350 V ² $\pm 5\%$ ³ At full load and 230 V ⁴ From July up to 93%/94% (OTi DALI 90) ⁵ From July 2017 $\leq 1\%$ ⁶ Approximately, measured at the sensor
⁷ Via ECO CI Kit (EAN 4008321392091)

OPTOTRONIC® FIT Linear and PrevaLED® Linear Slim

Our lighting solutions for quality and safety at the workplace

LED
Driver

The optimum mix of general lighting and zonal or workstation-oriented lighting ensures ideal conditions for work in manufacturing or commissioning areas. OPTOTRONIC® FIT LED drivers and PrevaLED® Linear Slim LED modules – especially in slim, high-power trunking systems – allow you to implement particularly cost-effective LED system solutions for reliable and effective workplace lighting in rooms of up to four meters in height.

LED
Module

Vertical illumination levels and high-quality light are needed, especially for tasks involving small components. When working with computer screens and machines with displays, VDU-compliant luminaires in accordance with EN 12464-1 may be mandatory. In some environments, luminaires with a higher IP rating are required. LED components and systems from OSRAM equip you with any possible scenario.

→ Further information on OSRAM OPTOTRONIC® FIT Linear and matching LED modules at www.osram.com/oem



OSRAM OPTOTRONIC® FIT LED Drivers

- For lights with flexible current setting (LEDset or dip switch) or fixed factory-set current
- Broad range of application areas due to output levels of up to 80 W
- Higher light quality thanks to low output current ripple
- Service life of up to 100,000 h (at $T_c = 65^\circ\text{C}$, max. 10 % failure)
- SELV and non-isolated versions

Product name (portfolio extract)	Product code	Nominal output power	Nominal output voltage	Nominal output current	Max. ECG efficiency (100 Hz) up to	Ripple current	Dimensions (L x W x H)	Ambient temperature range
SELV								
OT FIT 35/220...240/700 CS L G1	4052899032828	35 W	27...54 V ¹	700/600/500 mA ²	86 % ³	< 7 %	280 x 30 x 21 mm	-25...+50 °C
OT FIT 50/220...240/1A0 CS L G1	4052899032804	55 W	27...54 V ¹	1,050/925/800 mA ²	86 % ³	< 7 %	280 x 30 x 21 mm	-25...+50 °C
OT FIT 80/220...240/1A6 CS L G1	4052899032781	80 W	27...54 V ¹	1,550/1,400/1,200 mA ²	87 % ³	< 7 %	360 x 30 x 21 mm	-25...+50 °C
Non-isolated Window Drivers (LEDset)								
OT FIT 35/220...240/350 D LT2 L	4052899478411	4.1...35 W	54...216 V	65...350 mA ⁴	92 %	< 1 %	280 x 30 x 21 mm	-25...+60 °C
OT FIT 75/220...240/550 D LT2 L	4052899478435	6.8...75 W	54...216 V	125...550 mA ⁴	93 %	< 1 %	280 x 30 x 21 mm	-25...+50 °C
OT FIT 120/220...240/750 D LT2 L	4052899497900	13.5...120 W	54...216 V	250...750 mA ⁶	93 %	< 1 %	360 x 30 x 21 mm	-25...+50 °C
Non isolated fixed current								
OT FIT 30/220-240/125 D L	4052899222557	30 W	54...216 V	125 mA	90 %	< 10 %	210 x 30 x 21 mm	-15...+50 °C
OT FIT 50/220-240/250 D L	4052899222571	50 W	54...216 V	250 mA	90 %	< 10 %	210 x 30 x 21 mm	-15...+50 °C
OT FIT 50/220-240/300 D L	4052899469884	50 W	54...175 V	300 mA	90 %	< 10 %	210 x 30 x 21 mm	-15...+50 °C
OT FIT 50/220-240/350 D L	4052899222595	50 W	54...150 V	350 mA	90 %	< 10 %	210 x 30 x 21 mm	-15...+50 °C

You can find further products from this range in our online catalog.



OSRAM PrevaLED® Linear Slim

- LED module (just 20 mm) with high luminous efficacy: up to 173 lm/W
- Self-cooling, no additional heat sink necessary
- Different light colors: 3,000 K, 4,000 K, 6,500 K
- Various module lengths: 140, 280, 560, 1,400 mm
- Suitable for SELV or non-isolated luminaire design

Product name (portfolio extract)	Product code	Nominal wattage	Color temperature	Total useful luminous flux	Luminous efficacy	Nominal current	Construction length
PL-LIN S-Z3 550-840 140	4052899957152	3.2 W	4,000 K	550 lm	172 lm/W	88 mA	140 mm
PL-LIN S-Z3 1100-840 280	4052899346987	6.3 W	4,000 K	1,100 lm	173 lm/W	175 mA	280 mm
PL-LIN S-Z3 2000-840 280	4052899347045	11.7 W	4,000 K	2,000 lm	169 lm/W	300 mA	280 mm
PL-LIN S-Z3 2200-840 560	4052899347106	12.5 W	4,000 K	2,200 lm	173 lm/W	350 mA	560 mm
PL-LIN S-Z3 4000-840 560	4052899347168	23.1 W	4,000 K	4,000 lm	169 lm/W	600 mA	560 mm
PL-LIN S-Z3 8000-840 1400	4052899952522	49.9 W	4,000 K	8,000 lm	169 lm/W	350 mA	1,400 mm

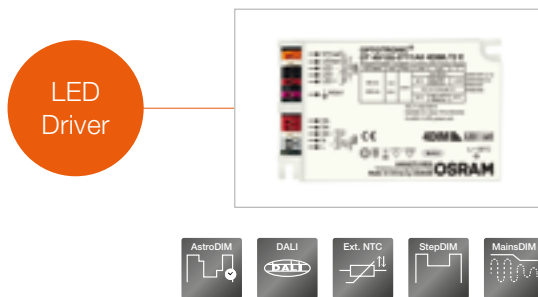
You can find further products from this range in our online catalog.

¹ Maximum 60 V ² ± 10 % ³ At full load and 230 V ⁴ ± 3 % ⁵ Partial load 7...27 W ⁶ LEDset open: < 250 mA; LEDset short: 750 mA

OT 4DIM Outdoor, PrevaLED® Compact Z3 and AstroDIM

Innovative LED technology is revolutionizing street lighting

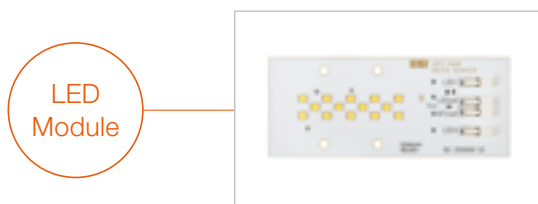
A significant savings potential is inherent in many outdoor and street lighting applications, particularly where outdated lighting systems continue to be used. When you use LED drivers and LED modules from OSRAM, you benefit from cost-efficiency as well as convenient control options. Using AstroDIM, for example, you can set up an individual dimming profile without additional components or interfaces, leading to considerable savings in energy. The DALI interface enables you to operate the luminaires within a lighting management system.



OSRAM OT 4DIM Outdoor LED drivers

- 4DIM functionality in one device (DALI, AstroDIM, StepDIM, MainsDIM)
- High surge protection up to 10 kV (suitable for luminaires in protection class I or II)
- Great flexibility due to wide operating temperature range of -40...+55 °C/60 °C
- Protection through double isolation between mains input and LED output
- Settings can be protected against unwanted changes with a PIN

Product name	Product code	Nominal output power	Nominal output voltage	Dimming interface	Max. ECG efficiency	Ambient temperature range
OT 40/120...277/1A0 4DIMLT2 E	4052899925182	40 W ¹	15...56 V	4DIM/DALI/StepDIM/AstroDIM/MainsDIM	88.5 % ²	-40...+60 °C ³
OT 60/170...240/1A0 4DIMLT2 E	4052899925199	60 W ⁴	30...115 V ⁵	4DIM/DALI/StepDIM/AstroDIM/MainsDIM	90.5 % ²	-40...+60 °C ⁶
OT 90/170...240/1A0 4DIMLT2 E	4052899925205	90 W ⁷	57...186 V	4DIM/DALI/StepDIM/AstroDIM/MainsDIM	91.5 % ²	-40...+55 °C
OT 165/170...240/1A0 4DIMLT2 E	4052899925212	165 W ⁸	90...285 V ⁹	4DIM/DALI/StepDIM/AstroDIM/MainsDIM	92.0 % ²	-40...+55 °C



OSRAM PrevaLED® Compact Z3

- Suitable for a wide range of indoor and outdoor applications
- High module efficacy: up to 150 lm/W
- High luminous flux: up to 8,000 lm
- Very long lifetime (L80/B10): up to 100,000 h
- Easy electrical connection thanks to standard connectors

Product name (portfolio extract)	Product code	Total useful luminous flux	Rated wattage	Nom. useful luminous flux 120°	Nominal current	Color temperature	Color rendering index R _a
PL-CP-Z3 -4000 740	4052899299450	4,000 lm	28 W	3,320 lm	440 mA	4,000 K	up to 70
PL-CP-Z3 -6000 730	4052899299474	6,000 lm	48 W	4,950 lm	600 mA	3,000 K	up to 70
PL-CP-Z3 -6000 840	4052899299511	6,000 lm	52 W	4,950 lm	645 mA	4,000 K	up to 80
PL-CP-Z3 -8000 740	4052899299559	8,000 lm	56 W	6,640 lm	495 mA	4,000 K	up to 70
PL-CP-Z3 -8000 840	4052899299573	8,000 lm	69 W	6,640 lm	605 mA	4,000 K	up to 80

¹ Partial load 7...40 W ² At full load and 230 V
³ T_a (max) = 55 °C for nominal voltage 120/277 V AC ⁴ Partial load 11...60 W
⁵ 35...115 V for output current > 700 mA
⁶ T_a (max) = 60 °C I out ≤ 700 mA, T_a (max) = 55 °C I out > 700 mA
⁷ Partial load 20...90 W ⁸ Partial load 32...165 W
⁹ 90...242 V for output current > 680 mA

→ Further information on OSRAM OT 4DIM and matching LED modules at www.osram.com/outdoor

Tools & Services

Professional tools and software support your OSRAM components

OSRAM is at your side with comprehensive and expert advice – from project planning and product selection right through to implementation and technical support. Our website also provides information on a range of valuable tools, software, services and tips in a special section of our website intended for OEM customers: dsoem.osram.com/tools



Tuner4Tronic

Manual and automated programming of OSRAM LED drivers



LED deSIGNer

Calculating LED components for side and back-lighting projects



Flex Configurator

Design flexibility and lightness thanks to pre-assembled LED strips or LED strips attached to the aluminium track



DALI Magic

Analysis and diagnosis of DALI ECG installations



DALI PROFESSIONAL

Configuration of DALI for small and medium-sized applications



Easy Color Control

An easy white and RGB lighting management system



DALIeco

Creation of individual function modes for the DALIeco control unit



DIALux und Relux

The professional light planning software



ECG Replacement Finder

The best solution to replace your defective control gear



DOWNLOAD

OEM Download Center

Further information and downloads



NEWSLETTER ARCHIV

OEM Newsletter Archive

A list of all published newsletters. Register now!



OSRAM Guarantee

3- to 5-year OSRAM guarantees for products and systems¹

¹The OSRAM guarantee provisions can be found at www.osram.com/guarantee


Freedom of design – thanks to customized LED light engines

Unique projects cannot always be carried out with standard products. With OSRAM, this is no problem at all! Thanks to our extensive know-how and broad manufacturing capabilities, we are able to provide tailor-made LED light engines that meet customer and market requirements all over the world. Tell us what you need, and we will come up with the perfect solution for your project. Take a look for yourself: www.osram.com/tailormade



You will find more information about us, our wide product range and services at:

OSRAM Digital Lighting Systems
www.osram.com/oem

Follow OSRAM Digital Lighting Systems @ 

OSRAM GmbH

Head office

Marcel-Breuer-Strasse 6
80807 Munich, Germany
Phone +49 89 6213-0
Fax +49 89 6213-2020
www.osram.com

OSRAM