

## Light is versatile


# LED modules for linear luminaires

With our differentiated LED modules of the product families PrevaLED® Linear, PrevaLED® Linear Tunable White, PrevaLED® Linear for industrial applications and Basic Linear, you can build luminaires for a wide variety of lighting solutions. The comprehensive portfolio of OSRAM is always the first choice, whether you want to design floor-standing luminaires, pendant luminaires, surface-mounted or recessed luminaires, damp-proof luminaires, trunking systems, troffer or high-bay luminaires.




## Perfect light for any type of installation

Modern lighting solutions, adapted to the respective objectives, meet a wide variety of requirements. With our wide range of LED modules, you can adapt linear luminaires individually to the respective task. This gives you the greatest possible freedom for the design of high-performance, efficient and future-proof products and the development of your luminaire portfolio, especially for use in offices, industry and the retail sector.




# LINEAR




### Slim modules with a wide spectrum

The new generation of our slim linear LED modules is characterized by a wide performance spectrum for various application areas and luminaire types. In warehouses and production facilities as well as in modern office lighting, they provide ideal LED solutions for your requirements – with the desired light quality, efficiency and color rendering. Thanks to the broad variety of PrevaLED® Linear and Basic Linear LED modules, you will find a powerful, reliable, economical and tailor-made solution for every project.




## LINEAR TW



### Dynamic light for Tunable White and HCL concepts

In applications such as offices, schools or healthcare facilities, lighting systems for Human Centric Lighting (HCL) are increasingly being used, which adapt dynamically to the course of the day. The DALIeco BT RTC control unit with real-time clock, for example, automatically controls brightness and color temperature of up to 32 luminaires according to the time of day. Larger projects can be operated with DALI PROFESSIONAL control units. The PrevaLED® Linear TW LED modules were developed for these HCL concepts. In conjunction with the light management systems, they artificially reproduce the course of daylight, with the color temperature varying between 2,700 and 6,500 K. With perfectly matched OPTOTRONIC® TW LED drivers, the LED modules deliver homogeneous light with high light quality.





## LINEAR IND




### **Robust modules for industrial use**

Production facilities and logistics centers place high demands on ambient temperatures, humidity or contamination by sulphur compounds. Low maintenance and high energy efficiency are particularly important in these applications. Here, the reliable PrevaLED® IND G1 LED modules demonstrate high efficiency and a very long service life. Thanks to their wide range of light colors and high homogeneity due to their short LED pitch, they are suitable for a wide variety of work areas. In combination with our OT IND LED drivers, you can implement systems with a positive energy balance.

# PrevaLED® and Basic: From maximum performance to cost efficiency

The demands on light quality, performance and efficiency play a decisive role when selecting the right lighting technology. Each application has specific requirements, especially with regard to the economic efficiency of the system. With the PrevaLED® and Basic product ranges, you can choose the perfect components for both performance and cost optimization. Moreover, as OSRAM delivers its well-known high level of quality for every product, you do not have to make any compromises in terms of reliability, flexibility and light quality.

PrevaLED® Im/W



Performance



## Top performance

### PrevaLED® Linear G6 and IND G1:

#### Highest efficiency and longest service life

The fourth generation of PrevaLED® Linear LED modules is an advancement and impresses with its wide range of lumen packages, light colors, lengths, color rendering and efficiency.

**Wide selection of versions for highest quality demands**



## High performance

### PrevaLED® Linear G5:

#### High efficiency

This product family combines cost effectiveness and efficiency for high-quality luminaire design. It is suitable for applications requiring high light homogeneity and good color rendering in addition to high light quality and efficiency.

**High performance values in high quality**

\* For more information on the multi-level guarantee and the terms and conditions of the guarantee, visit [www.osram.com/system-guarantee](http://www.osram.com/system-guarantee)



Basic lm/€

5 Year  
OSRAM  
System  
Guarantee\*

Cost efficiency



Good performance

**Basic Linear G3:  
Cost-efficient**

Basic LED modules are ideal for luminaires that are subject to high cost pressure. High cost effectiveness at the required level of light quality and module efficacy are the crucial factors here. In combination with cost-efficient OPTOTRONIC® and ELEMENT LED drivers, the product family Basic Linear provides a powerful package that also delivers in terms of performance and lighting technology.



## PrevaLED® Linear G6

Our top-performance modules impress with their excellent photometric properties. Providing high luminous flux, a wide range of lengths and light colors as well as very high light homogeneity, they offer many advantages for luminaire construction. Thanks to a color rendering index of up to  $R_a \geq 80$  or even  $R_a \geq 90$ , they demonstrate their strengths not only in offices, production or logistics areas but also in public buildings, museums or shops. PrevaLED® Linear LED modules are perfectly matched to the OPTOTRONIC® LED drivers and, as a system, they allow for a very high light quality with a ripple current of less than 1 %. The LED modules with the suffix "HV" can be connected in series and are suitable for non-isolated LED drivers. "LV" LED modules can be connected in parallel and are used perfectly with SELV LED drivers.

### PrevaLED® Linear G6

- Up to 206lm/W module efficacy for highly demanding lighting solutions
- Available with the color temperatures 2,700 K\*, 3,000 K\*, 4,000 K\*, 5,000 K\* and 6,500 K
- Cut-out area for shadow-free wiring
- Wide range of lengths and color rendering indexes
- HV modules for series connection
- LV modules for parallel connection

---

\* Also in CRI > 90





## Top performance

### PrevaLED® Linear G6

Product reference Product portfolio excerpt 4000 K	GTIN (EAN)	Rated power [W]	Nominal luminous flux [lm]	Rated current [A]	Construction length [mm]
<b>LED module. R<sub>a</sub> ≥ 80<sup>1)</sup></b>					
PL-LIN-Z6 245-840 62X20-HV	4052899605978	1.3	245	0.25	62
PL-LIN-Z6 275-840 70X20-LV	4052899606005	1.5	286	0.062	70
PL-LIN-Z6 550-840 140X20-LV	4052899606036	3.0	500	0.125	140
PL-LIN-Z6 1100-840 280X20-LV/HV	4052899606081	5.9	1100	0.25	280
PL-LIN-Z6 2000-840 280X20-LV/HV	4052899606135	10.6	2000	0.25	280
PL-LIN-Z6 2200-840 560X20-HV	4052899606289	11.8	2200	0.25	560
PL-LIN-Z6 2200-840 560X20-LV	4052899606180	11.8	2309	0.5	560
PL-LIN-Z6 4000-840 560X20-HV	4052899606333	21.3	4053	0.25	560
PL-LIN-Z6 4000-840 560X20-LV	4052899606234	21.3	4053	0.5	560
<b>LED module. R<sub>a</sub> ≥ 90<sup>2)</sup></b>					
PL-LIN-Z6 245-940 62X20-HV	4052899607972	1.6	262	0.3	62
PL-LIN-Z6 275-940 70X20-LV	4052899607996	1.8	295	0.075	70
PL-LIN-Z6 1100-940 280X20-LV/HV	4052899606777	7.2	1180	0.3	280
PL-LIN-Z6 2000-940 280X20-LV/HV	4052899606807	13.0	2054	0.3	280
PL-LIN-Z6 2200-940 560X20-HV	4052899606890	14.3	2345	0.3	560
PL-LIN-Z6 2200-940 560X20-LV	4052899606838	14.3	2345	0.6	560
PL-LIN-Z6 4000-940 560X20-HV	4052899606920	26.0	4108	0.3	560
PL-LIN-Z6 4000-940 560X20-LV	4052899606869	26.0	4108	0.6	560

1) Also available in the light colors 2700, 3000, 5000 and 6500 K

2) Also available in the light colors 3000 and 5000 K

LED drivers, see pages 20/21

Find information about other versions at [www.osram.com/prevaled-linear](http://www.osram.com/prevaled-linear)



### PrevaLED® Linear G5

- Up to 184 lm/W module efficacy for demanding lighting solutions
- Available with the color temperatures 3,000 K, 4,000 K or 6,500 K
- High homogeneity thanks to small LED pitch
- Cut-out area for shadow-free wiring
- 1,120 and 1,400 mm module lengths for 4- and 5-FT luminaires
- HV modules for series connection
- LV modules for parallel connection



## PrevaLED® Linear G5



LED drivers see pages 20/21

The high-performance modules are ideal for pendant, surface-mounted and recessed luminaires in offices or trunking systems and high-bay luminaires in industrial applications. Combining economy and efficiency, PrevaLED® Linear G5 is the first choice for all projects that have to be calculated with the costs in mind but still require high light quality.

The efficient and perfectly matched lighting system consists of LED modules, a wide selection of OPTOTRONIC® LED drivers as well as light and presence sensors. Dimmable DALI LED drivers allow for continuous analog dimming down to 1 % and offer additional integrated functions such as Touch DIM, corridor function and constant lumen output (CLO). Many of the LED drivers are equipped with NFC technology, which radically simplifies the programming of the devices.

The LED modules with the suffix “HV” can be connected in series and are suitable for non-isolated LED drivers. “LV” LED modules can be connected in parallel and are used perfectly with SELV LED drivers.



## High performance

### PrevaLED® Linear G5

Product reference Product portfolio excerpt 4000 K	GTIN (EAN)	Rated power [W]	Nominal luminous flux [lm]	Rated current [A]	Construction length [mm]
<b>LED module, R<sub>a</sub> &gt; 80<sup>1)</sup></b>					
PL-LIN-Z5 275-830 70X20-LV	4052899618008	1.5	275	62	70
PL-LIN-Z5 275-840 70X20-LV	4052899618015	1.5	275	62	70
PL-LIN-Z5 1100-840 280X20-LV/HV	4052899607132	5.9	1100	0.25	280
PL-LIN-Z5 2000-840 280X20-LV/HV	4052899607163	11.8	2000	0.275	280
PL-LIN-Z5 2200-840 560X20-HV	4052899607255	11.8	2200	0.25	560
PL-LIN-Z5 2200-840 560X20-LV	4052899607194	11.8	2200	0.5	560
PL-LIN-Z5 4000-840 560X20-HV	4052899607286	23.7	4000	0.275	560
PL-LIN-Z5 4000-840 560X20-LV	4052899607224	23.7	4000	0.55	560
PL-LIN-Z5 4400-840 1120X20-HV	4052899607316	23.5	4400	0.25	1120
PL-LIN-Z5 5500-840 1400X20-HV	4052899607330	29.4	5500	0.25	1120

1) Also available in the light colors 3000 and 6500 K



In many projects, cost efficiency is one of the most important factors. For these tasks, the Basic Linear G3 LED modules achieve good performance with good light quality. The product family is matched to the cost-effective OPTOTRONIC® FIT D and ELEMENT driver families. Thanks to this variety of LED drivers, large-area applications such as parking garages or storage areas can be designed effectively.

### Basic Linear G3

- Slim module for the design of narrow luminaires
- Available in different lengths, luminous flux levels and color temperatures
- High luminosity
- SELV and non-isolated version available
- System match with OSRAM driver portfolio



## Basic Linear G3



# Good performance

## Basic Linear G3

Product reference	GTIN (EAN)	Rated power [W]	Color temperature [K]	Nominal luminous flux [lm]	Rated current [A]	Construction length [mm]
<b>LED module, R<sub>a</sub> &gt; 80</b>						
BA-LIN-Z3 770-830 280X20-HV	4052899607569	4.90	3000	786	0.2	280
BA-LIN-Z3 770-840 280X20-HV	4052899607576	4.90	4000	818	0.2	280
BA-LIN-Z3 1550-830 560X20-HV	4052899607613	9.80	3000	1571	0.2	560
BA-LIN-Z3 1550-840 560X20-HV	4052899607620	9.80	4000	1636	0.2	560
BA-LIN-Z3 3100-830 1120X20-HV	4052899607668	19.70	3000	4506	0.2	1120
BA-LIN-Z3 3100-840 1120X20-HV	4052899607675	19.70	4000	4689	0.2	1120
BA-LIN-Z3 1100-830 280X20	4052899607583	6.10	3000	989	0.25	280
BA-LIN-Z3 1100-840 280X20	4052899607590	6.10	4000	1030	0.25	280
BA-LIN-Z3 1100-865 280X20	4052899607606	6.10	6500	1030	0.25	280
BA-LIN-Z3 2200-830 560X20	4052899607637	12.30	3000	1979	0.25	560
BA-LIN-Z3 2200-840 560X20	4052899607644	12.30	4000	2059	0.25	560
BA-LIN-Z3 2200-865 560X20	4052899607651	12.30	6500	2059	0.25	560
BA-LIN-Z3 4400-830 1120X20	4052899607682	24.50	3000	4400	0.25	1120
BA-LIN-Z3 4400-840 1120X20	4052899607699	24.50	4000	4119	0.25	1120
BA-LIN-Z3 4400-865 1120X20	4052899607705	24.50	6500	4119	0.25	1120

## ELEMENT

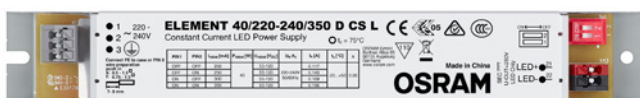
3 Year  
OSRAM  
Guarantee



## Cost-effectiveness

### ELEMENT 40/220...240/350 D CS L

Economical, variable, small housing dimensions. These drivers are characterized by high efficiency, flexible current setting of four output currents via DIP switch and their reliability.



Extract from the LED driver portfolio

	Power	Ripple current	Efficiency	Service life
ELEMENT 40	40 W	< 30 %	up to 93 %	50 kh @ T <sub>c</sub> 65 °C
ELEMENT 60	60 W	< 30 %	up to 94 %	50 kh @ T <sub>c</sub> 65 °C

## OT FIT

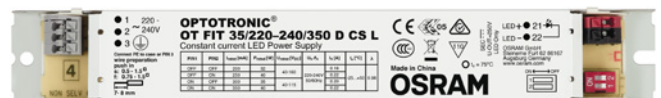
Low  
Ripple  
5 Year  
OSRAM  
Guarantee



## Light and thermal quality

### OPTOTRONIC® FIT 35/220...240/350 D CS L

Powerful, versatile, efficient. The very durable drivers are ideal for demanding applications: with low output ripple current, high thermal load capacity and flexibility thanks to a DIP switch for four output currents.



Extract from the LED driver portfolio

	Power	Ripple current	Efficiency	Service life
OT FIT 35	40 W	< 4 %	up to 91 %	50 kh @ T <sub>c</sub> 75 °C
OT FIT 65	66 W	< 4 %	up to 93 %	50 kh @ T <sub>c</sub> 75 °C

# PrevaLED® Linear TW



PrevaLED® Linear Tunable White provides warm white light (2,700 K) and cold white light (6,500 K). The versatile LED module can be used with OPTOTRONIC® TW LED drivers for Tunable White and HCL applications with DALI DT8 or in 2-channel operation (DT6), e.g. for direct and indirect lighting – in recessed, surface-mounted, pendant or floor-standing luminaires.



### PrevaLED® Linear TW

- Tunable White by adjustable color temperature from 2,700 K to 6,500 K
- Non-isolated LED module ideal for OPTOTRONIC® TW 2-channel drivers
- Cut-out area for shadow-free wiring
- High homogeneity thanks to small LED pitch
- Module luminous efficacy: up to 152 lm/W with 2,700 K and up to 162 lm/W with 6,500 K



## High performance

### PrevaLED® Linear TW

Product reference	GTIN (EAN)	Rated power [W]	Color temperature [K]	Nominal luminous flux [lm]	Rated current [A]	Construction length [mm]
<b>LED-Modul, R<sub>a</sub> &gt; 80</b>						
PL-LIN-Z1 245-TW 62X20	4052899605589	1.60	2700...6500	245	0.275	62
PL-LIN-Z1 1100-TW 280X20	4052899999541	7.10	2700...6500	1100	0.275	280
PL-LIN-Z1 2200-TW 560X20	4052899989351	14.20	2700...6500	2200	0.275	560


# PrevaLED® Linear IND G1



The PrevaLED® Linear IND G1 LED modules show their strengths in the industrial sector through their durability and robustness. They can be flexibly adapted to the respective requirements thanks to various variants with different luminous flux, efficiency and service life and are designed for non-isolated operation with OT IND LED drivers.

## PrevaLED® Linear IND G1

- Module efficiency of up to 193 lm/W
- Long average service life (L80 B50): up to 100,000 h at  $T_c = 60^\circ\text{C}$
- Wide color temperature range: 4,000 K, 5,000 K, 6,500 K
- High homogeneity due to small LED pitch
- Cut-out area for shadow-free wiring



## Top performance

### PrevaLED® Linear IND G1

Product reference	GTIN (EAN)	Rated power [W]	Color temperature [K]	Nominal luminous flux [lm]	Rated current [A]	Construction length [mm]
<b>LED module</b>						
PL-LIN-IND-Z1 1400-840 280X24-HV	4052899605848	7.4	4000	1400	0.228	280
PL-LIN-IND-Z1 1400-850 280X24-HV	4052899605855	7.3	5000	1400	0.225	280
PL-LIN-IND-Z1 1400-865 280X24-HV	4052899605862	7.5	6500	1400	0.231	280
PL-LIN-IND-Z1 2800-840 560X24-HV	4052899605879	14.7	4000	2800	0.228	560
PL-LIN-IND-Z1 2800-850 560X24-HV	4052899605886	14.5	5000	2800	0.225	560
PL-LIN-IND-Z1 2800-865 560X24-HV	4052899605893	14.9	6500	2800	0.231	560



## A wide range of solutions: Accessories for PrevaLED® Linear

Luminaires can be adapted to a broad range of lighting tasks by combining them with suitable optics and diffuser covers. The accessories facilitate installation and offer additional options for luminaire design. While the optics direct the light through different beam angles to where it is needed, the diffusers ensure homogeneous light distribution (similar to T5/T8 fluorescent tubes).







**Optic**

**Beam angle**



**Accessories**




Product reference	GTIN (EAN)		Type of beam	Transmission			
<b>Optics – PrevaLED® Linear optics for 20-mm light engines</b>							
PL-LIN OPTIC 30 600X29	4052899999107	30°	Narrow	89 %	600	29	13.2
PL-LIN OPTIC 30 1150X29	4052899999114	30°	Narrow	89 %	1150	29	13.2
PL-LIN OPTIC 30 1450X29	4052899999121	30°	Narrow	89 %	1450	29	13.2
PL-LIN OPTIC 60 600X29	4052899999138	60°	Middle	89 %	600	29	13.2
PL-LIN OPTIC 60 1150X29	4052899999145	60°	Middle	89 %	1150	29	13.2
PL-LIN OPTIC 60 1450X29	4052899999152	60°	Middle	89 %	1450	29	13.2
PL-LIN OPTIC 90 600X29	4052899999169	90°	Wide	89 %	600	29	13.2
PL-LIN OPTIC 90 1150X29	4052899999176	90°	Wide	89 %	1150	29	13.2
PL-LIN OPTIC 90 1450X29	4052899999183	90°	Wide	89 %	1450	29	13.2
PL-LIN OPTIC D_Asy 600X29	4052899600072	Double asymmetric	Double asymmetric	89 %	600	29	13.2
PL-LIN OPTIC D_Asy 1150X29	4052899600089	Double asymmetric	Double asymmetric	89 %	1150	29	13.2
PL-LIN OPTIC D_Asy 1450X29	4052899600096	Double asymmetric	Double asymmetric	89 %	1450	29	13.2
PL-LIN ENDCAP FOR OPTIC	4052899600102	-	-	-	-	-	-

**Diffuser**

**Beam angle**



**Accessories**

Product reference	GTIN (EAN)	Type of beam	Transmission			
<b>Diffusers – PrevaLED® Linear diffusers for 20-mm light engines</b>						
PL-LIN DIFFUSER 560X28	4052899466692	Diffuse	82 %	560	28.5	22
PL-LIN DIFFUSER 600X28	4052899466739	Diffuse	82 %	600	28.5	22
PL-LIN DIFFUSER 1150X28	4052899466753	Diffuse	82 %	1150	28.5	22
PL-LIN DIFFUSER 1450X28	4052899466777	Diffuse	82 %	1450	28.5	22
PL-LIN ENDCAP FOR DIFFUSER 28	4052899466791	-	-	-	-	-

# OPTOTRONIC®/ELEMENT

Thanks to the wide variety of OPTOTRONIC® LED drivers, all LED modules of the product families PrevaLED® Linear, Tunable White, Industry as well as Basic Linear can be combined with the best suited versions to create highly efficient and economical systems. These are characterized by high light quality and reliability as well as great flexibility in application. In combination with our light management systems, you can improve the energy efficiency of the installation even further.

## SELV

### Dimmable

#### OTi DX with DEXAL® interface, 30 and 50 W

- Versatile LED drivers due to flexible output characteristics
- Integrated DALI (Version 1) bus supply for sensors and radio modules
- Simplified luminaire design for radio-based lighting control systems and sensors
- Possibility of analysis by means of luminaire data (performance, energy, operating hours)
- Prepared for DiiA specification parts -251, -252 and -253
- Simple and fast output current setting via NFC

#### OTi DALI NFC, 25 and 50 W

- Versatile DALI wide-range drivers due to flexible output characteristics
- Simplified luminaire design for radio-based lighting control systems and sensors
- Locking and unlocking of luminaire/driver data
- Extended luminaire/driver data (power, energy, operating hours etc.) for analysis
- Prepared for DiiA specification parts -251, -252 and -253
- Simple and fast output current setting via NFC

### ON/OFF

#### OT FIT NFC, 25 to 75 W

- Flexible future-proof current setting with NFC
- Service life: up to 100,000 h (at  $T_c = 65\text{ °C}$ , max. 10 % failure rate)
- High light quality thanks to < 1 % output ripple current
- Very high efficiency
- Fulfills safety requirements due to overload and overtemperature protection

#### ELEMENT, 35 and 55 W

- Small housing
- Flexible current setting (DIP switch, 4 currents)
- Increased safety due to overload, overtemperature and short-circuit protection

# Non-isolated

## Dimmable

### OTi DX with DEXAL® interface, 35 and 75 W

- Versatile LED drivers due to flexible output characteristics
- Integrated DEXAL® bus supply for sensors and radio modules
- Simplified luminaire design for radio-based lighting control systems and sensors
- Locking and unlocking of luminaire/driver data
- Extended luminaire/driver data (power, energy, operating hours etc.) for analysis

### OTi DX IND with DEXAL® interface for industrial applications, 100 and 150 W

- Fully programmable via T4T software (NFC, DALI)
- Service life: up to 100,000 h (at  $T_c = 75^\circ\text{C}$ , max. 10 % failure rate)
- Excellent light quality: 1..100 % amplitude dimming and < 1 % current ripple
- Wide operating temperature range:  $-40\dots+65^\circ\text{C}$
- High overvoltage protection: up to 4 kV (L-N)/4 kV (L/N-PE)

### OTi DALI TW, DT6/DT8 drivers for HCL applications, 35 and 75 W

- Can be used as both DT8 (Tunable White) and DT6 (2-channel) LED driver
- High light quality: current ripple below 1 %, 1...100 % DALI dimmable, AM or PWM dimming selectable via software
- TW Touch DIM function for Tunable White without additional control unit
- Fully programmable via NFC or DALI
- Wide operating window for maximum flexibility, up to 700 mA

### OTi DALI NFC, 16 mm high, 25 to 75 W

- Flat housing (16 mm high) for innovative luminaire designs and applications
- Fully programmable via software (DALI, NFC)
- Extended luminaire/driver data (power, energy, operating hours etc.) for analysis
- Prepared for DiiA specification parts -251, -252 and -253
- High-quality dimming of 1...100 % (amplitude and/or PWM dimming selectable via software)

### ETi DALI LT2, budget DALI drivers, 25, 35 and 75 W

- DALI-2 certified
- 10...100 % amplitude dimming (1...10 % can be activated with T4T premium license)
- Wide operating window up to 500 mA
- RSet for simple current setting (similar to LEDset, but no module connection)
- Low standby consumption: 0.25 W
- Low current ripple: max. 4 %
- 0 Hz emergency lighting

## ON/OFF

### OT FIT HC, optimal for horticultural and industrial applications, 380 W

- Worldwide use, CE approval and cURUS (UL-approved)
- Versatile application possibilities due to the wide range of  $V_{in}$  200–400 V
- Constant lumen output (CLO) integrated
- High shock resistance 4 kV/4 kV/4 kV
- Very low NF and HF ripple to avoid machine malfunctions

### OT FIT NFC, 16 mm high, 25 to 75 W

- Flat housing (16 mm high) for innovative luminaire designs and applications
- Flexible, future-proof current setting via NFC (near-field communication)
- Service life: up to 100,000 h (at  $T_c = 65^\circ\text{C}$ , max. 10 % failure rate)
- Constant luminous flux tracking (CLO)

### OT FIT CS with DIP switch, 35 to 75 W

- Flexible current setting (DIP switch, 4 currents)
- Service life: up to 100,000 h (at  $T_c = 65^\circ\text{C}$ , max. 10 % failure rate)
- High efficiency of up to 93 %
- High light quality thanks to low output ripple current (current ripple)
- Meets safety requirements due to overload, overtemperature and hot-plug protection

### ELEMENT, 18 to 60 W

- Flexible current setting (DIP switch, 4 currents)
- Small housing for flexible luminaire designs
- High efficiency of up to 94 %
- Increased safety due to overload, overtemperature and short-circuit protection

# OPTOTRONIC®/ELEMENT

## SELV

For SELV operation, most of the modules are connected in parallel. SELV LED drivers simplify luminaire design, e.g. as touch protection with the light source is not required. They also have a slightly lower system efficacy than non-isolated LED drivers.

SELV

## Non-isolated

In non-isolated operation, series connection is mainly used. With these LED drivers, the luminaire design is somewhat more sophisticated. Furthermore, they are also only suitable for luminaires of protection classes I and II.

Dimmable

ON/OFF

### OTi DX with DEXAL® interface, 30/50 W

- OTi 30/120-277/1A0 DX L  
4052899345829
- OTi 50/120-277/1A4 DX L  
4052899345836

### OTi DALI NFC with NFC interface, 25–50 W\*


- OTi DALI 25/220-240/500 NFC L  
4062172074940
- OTi DALI 35/220-240/700 NFC L  
4062172074964
- OTi DALI 50/220-240/1A4 NFC L  
4062172074988

### OT FIT NFC with NFC interface, 25–75 W\*

- OT FIT 25/220-240/500 NFC L  
4062172064040
- OT FIT 35/220-240/700 NFC L  
4062172064026
- OT FIT 55/220-240/1A0 NFC L  
4062172064002
- OT FIT 75/220-240/1A4 NFC L  
4062172063982

### ELEMENT, 35/55 W

- ELEMENT 35/220-240/800 CS L  
4062172088589
- ELEMENT 55/220-240/1A2 CS L  
4062172088626



# Non-isolated

## Dimmable

### OTi DX with DEXAL® interface, 35/75 W

- OTi DX 35/220-240/400 D NFC L UNV1 OSRAM  
4052899590380
- OTi DX 75/220-240/600 D NFC L UNV1 OSRAM  
4052899590403

### OTi DX IND with DEXAL® interface for industrial applications, 100/150 W

- OTi DX 100/220-240/700 D NFC IND L  
4062172050883
- OTi DX 150/220-240/850 D NFC IND L  
4062172050920

### OTi DALI TW, DT6/DT8 drivers for HCL applications, 35/75 W

- OTi DALI 35/220-240/400 D NFC TW L UNV1 OSRAM  
4052899990302
- OTi DALI 75/220-240/700 D NFC TW L UNV1 OSRAM  
4052899990326

### OTi DALI NFC with NFC interface, 16 mm high, 25–75 W

- OTi DALI 25/220-240/300 D NFC F L UNV1 OSRAM  
4062172020749
- OTi DALI 35/220-240/400 D NFC F L UNV1 OSRAM  
4062172020763
- OTi DALI 75/220-240/500 D NFC F L UNV1 OSRAM  
4062172020787

### ETi DALI LT2, budget DALI drivers, 25–75 W

- ETi DALI 25/220-240/300 D LT2 L  
4062172053280
- ETi DALI 35/220-240/400 D LT2 L  
4062172053280
- ETi DALI 75/220-240/500 D LT2 L  
4062172053327

## ON/OFF

### OT FIT HC, optimal for horticulture applications, 380 W

- OT FIT 380/220-400/1A4 D NFC HC L  
4062172063586

### OT FIT NFC with NFC interface, 16 mm high, 25–75 W\*

- OT FIT 25/220-240/250 D NFC F L  
4062172063920
- OT FIT 35/220-240/350 D NFC F L  
4062172063944
- OT FIT 75/220-240/550 D NFC F L  
4062172063968

### OT FIT CS with DIP switch, 35–75 W

- OT FIT 35/220-240/350 D CS L  
4052899531437
- OT FIT 65/220-240/350 D CS L  
4052899531451
- OT FIT 75/220-240/350 D CS L  
4062172006323

### ELEMENT, 18–60 W

- ELEMENT 40/220-240/350 D CS L  
4062172088602
- ELEMENT 60/220-240/350 D CS L  
4062172088640

\* End of 2019



For more information: [www.osram.com/optotronic](http://www.osram.com/optotronic)

**OSRAM GmbH**  
**Headquarters Germany**  
Phone: +49 89 6213-0  
E-mail: contact@osram.com

**OSRAM a.s Office Austria**  
Phone: +43 1 250 24  
E-mail: info@osram.at

**OSRAM Benelux B.V.**  
**Netherlands**  
Phone: +31 (0) 88 750 8800  
E-mail: osram@osram.nl

**Belgium**  
Phone: +32 (0) 2 588 49 51  
E-mail: osram@osram.be

**OSRAM Sales EOOD Bulgaria**  
Phone: +359 32 348 110  
E-mail: sales-sofia@osram.com

**OSRAM d.o.o. Croatia**  
Phone: +385 1 3032-023  
E-mail: osram@osram.hr

**OSRAM Ceska republika s.r.o.**  
**Czech Republic**  
Phone: +42 0 554 793 111  
E-mail: osram@osram.cz

**OSRAM A/S Denmark**  
Phone: +45 43 30 20 40

**OSRAM Oy Finland**  
Phone: +358 9 8493 2200  
E-mail: asiakaspalvelu@osram.fi

**Baltic DS/OSRAM Oy Finland:**  
**Estonia, Latvia and Lithuania**  
Phone: +358 9 8493 2200  
E-mail: customerservice@osram.fi

**OSRAM Lighting Middle East FZE**  
**Dubai – United Arab Emirates**  
Phone: +971 4 523 1777  
E-mail: ds-mea@osram.com

**OSRAM Lighting SASU France**  
Phone: +33 3 68 41 89 33  
E-mail: oem@osram.fr

**OSRAM Limited Great Britain**  
Phone: +44 1925 273 360  
E-mail: oem@osram.com

**OSRAM a.s. Magyarországi**  
**Fióktelepe Hungary**  
Phone: +36 1 225 30 55  
E-mail: info@osram.hu

**OSRAM SpA Società Riunite**  
**OSRAM Edison Clerici Italy**  
Phone: +39 02 424 91  
E-mail: oemcentroservizi@osram.com

**OSRAM Lighting AS Norway**  
Phone: +47 40 00 40 14

**OSRAM North Africa S.a.r.l.**  
E-mail: contact@osram.com

**OSRAM (Pty.) Ltd. South Africa**  
Phone: +27 10 221 40 00

**OSRAM Sp. z.o.o. Poland**  
Phone: +48 22 376 57 00  
E-mail: biuro.pl@osram.pl

**OSRAM LDA**  
**Portugal, Açores, Madeira**  
Phone: +351 21 033 22 10  
E-mail: osram@osram.pt

**OSRAM OOO Russia DS**  
Phone: +7 (499) 649-7070  
E-mail: ds-russia@osram.com

**OSRAM Romania S.R.L.**  
Phone: +40 (21) 232 85 61  
E-mail: osram\_ro@osram.com

**OSRAM, a.s. Slovak Republic**  
Phone: +421 35 64 64 473  
E-mail: contact@osram.com

**OSRAM a.s. Slovenia**  
Phone: +43 1 250 24  
E-mail: info@osram.at

**OSRAM Lighting S.L. Spain**  
Phone: +34 91 491 52 17  
E-mail: marketing-ds@osram.com

**OSRAM AB Sweden**  
Phone: +46 128 70 400  
E-mail: info@osram.se

**OSRAM Lighting AG Switzerland**  
Phone: +41 52 555 25 55  
E-mail: info.ch@osram.com

**OSRAM Teknolojileri Ticaret A.S.**  
**Turkey**  
Phone: +90 212 703 43 00  
E-mail: contact@osram.com

**OSRAM Sales Greece**  
Phone: +30 21 309 940 36  
E-mail: greece@osram.com

OSRAM GmbH

Headquarters Germany:

Marcel-Breuer-Strasse 6  
80807 Munich, Germany  
Phone +49 89 6213-0  
Fax +49 89 6213-2020  
www.osram.com

**OSRAM**