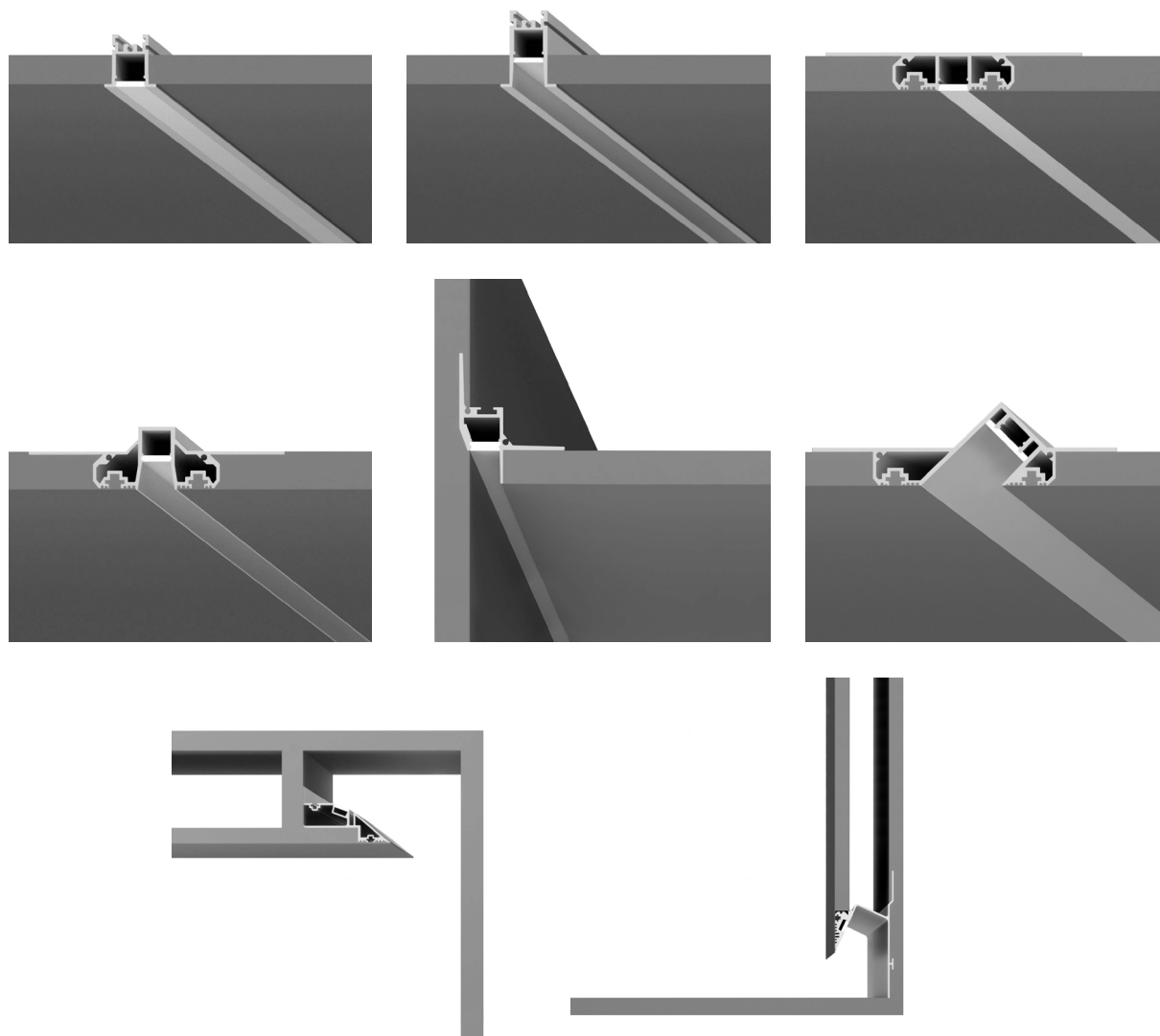


# Professional Linear Profiles Collection

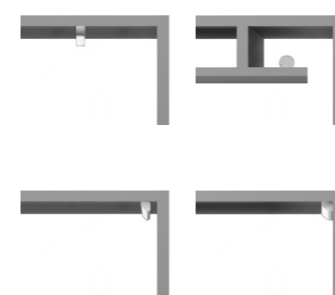
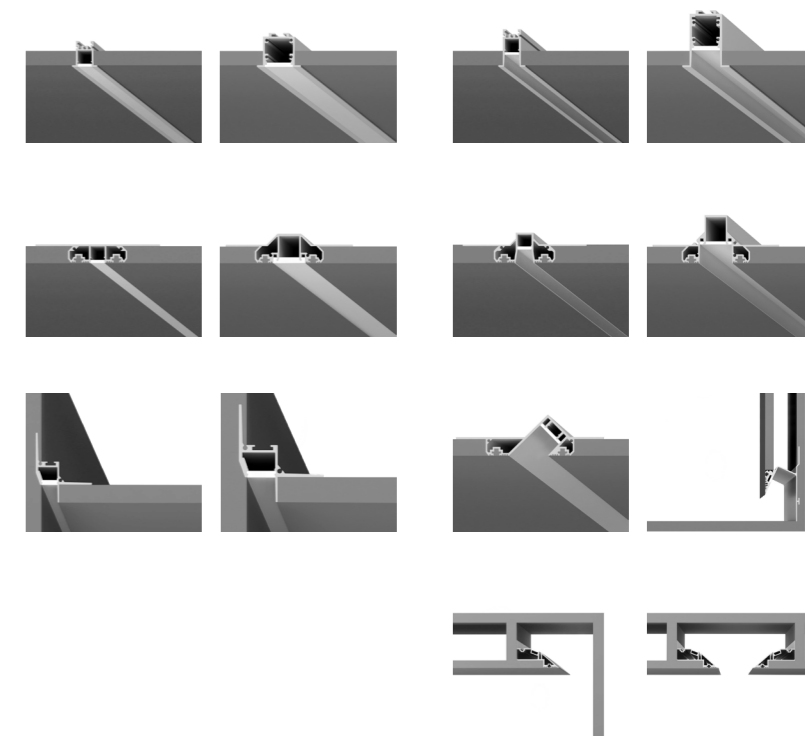


 **LUCITALIA**  
BY GHIDINI  
Light ideas for bright ideas

# Linear Profile

Serie di profili da incassare in controsoffitti e pareti in cartongesso. Sono studiati per creare tagli di luce dagli straordinari effetti scenografici creando forme geometriche continue. I tagli di luce si inseriscono in contesti architettonici dove è necessario illuminare in modo minimale gli ambienti. Grazie alle diverse larghezze e potenze, sono adatti all'utilizzo sia in ambienti residenziali che pubblici o commerciali. Sono disponibili con cornice, senza cornice, con emissione a filo parete o soffitto, oppure con ottica arretrata per un maggior comfort visivo. I profili sono di alluminio verniciato a polvere con diffusore in policarbonato opale o microprismato. Disponibili con o senza strip LED e con taglio su misura entro la massima lunghezza di 3m. Sono corredati da una serie di accessori per consentire la congiunzione lineare, ad angolo sul piano orizzontale a 135° e 90°. Fuori piano con angoli di 90° per la congiunzione parete soffitto.


*Series of profiles to be embedded in false ceilings and plasterboard walls. They are designed to create light cuts with extraordinary scenographic effects, creating continuous geometric shapes. The cuts of light are inserted in architectural contexts where it is necessary to illuminate the rooms in a minimal way. Thanks to the different widths and powers, they are suitable for use in both residential, public or commercial environments. They are available with frame, without frame, with emission flush with the wall or ceiling, or with recessed optics for greater visual comfort. The profiles are in powder-coated aluminum with opal or microprismatic polycarbonate diffuser. Available with or without LED strip and with custom cuts within the maximum length of 3m. They are equipped with a series of accessories to allow linear connection, at an angle on the horizontal plane at 135° and 90°. Out of plane with 90° angles for wall-to-ceiling connection.*



CERTIFICAZIONI CERTIFICATION	CE UK CA DIM 2008 ALU PC
GRADO DI PROTEZIONE IP / IK RATING	IP 40 IP 40
CLASSE DI ISOLAMENTO CLASSIFICATION	classe III class III
CORPO BODY	alluminio estruso EN AW-6060 T5 extruded aluminum EN AW-6060 T5
DIFFUSORE DIFFUSER	policarbonato opale opal polycarbonate
OTTICA REFLECTOR	lente in tecnopolimero anti UV anti UV technopolymer lens
SORGENTE LUMINOSA LIGHT SOURCE	LED LED
FINITURA FINISH	verniciatura in polveri di poliestere ad alta resistenza ai raggi UV ed alla corrosione powder coating polyester high resistance to UV and oxidation



# Linear RF

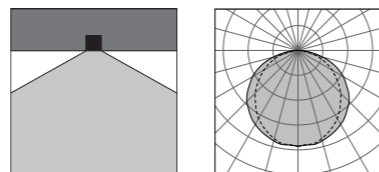


Linear 12 RF

Linear 22 RF



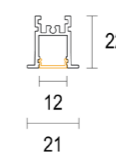
Vai alla pagina  
Web del prodotto  
Go to the product Web page



9,6W/mt / 14,5W/mt / 19,2W/mt  
LED 2700K / 3000K / 4000K  
954lm/mt - 2541lm/mt  
max 24V DC  
alimentatore remoto SELV non incluso  
*remote SELV LED driver not included*  
dimmerabile in base al driver utilizzato  
*dimmmable based on driver used*  
lunghezza su misura - unità di taglio 50mm  
*custom length - cutting unit 50mm*

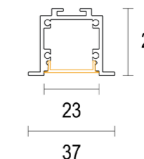
**Solo profilo Profile only**  
strip LED non inclusa  
*strip LED not included*  
alimentatore remoto SELV non incluso  
*remote SELV LED driver not included*  
lunghezza su misura - unità di taglio 50mm  
*custom length - cutting unit 50mm*

LP6001



unità di taglio 50mm  
*cutting unit 50mm*

LP6006



unità di taglio 50mm  
*cutting unit 50mm*

## COLORI STANDARD STANDARD COLORS

Bianco (opaco) 01

## ACCESSORI ACCESSORIES

**AC009**  
staffa di fissaggio - linear 12 RF / RO  
*fixing bracket - linear 12 RF / RO*

**AC727**  
tappo di chiusura - linear 12 RF  
*closing cap - linear 12 RF*

**AC6001.090FP**  
giunzione angolare 90° FP LP6001  
*angular junction 90° FP LP6001*

**AC6001.090XX**  
giunzione angolare 90° LP6001  
*angular junction 90° LP6001*

**AC030**  
primer LED strip 0.66ml  
*primer LED strip 0.66ml*

**AC012**  
staffa di fissaggio - linear 22 RF / RO  
*fixing bracket - linear 22 RF / RO*

**AC732**  
tappo di chiusura - linear 22 RF  
*closing cap - linear 22 RF*

**AC6006.090FP**  
giunzione angolare 90° FP LP6006  
*angular junction 90° FP LP6006*

**AC6006.090XX**  
giunzione angolare 90° LP6006  
*angular junction 90° LP6006*

**AC031-AC032-AC033**  
strip LED  
*LED strip*

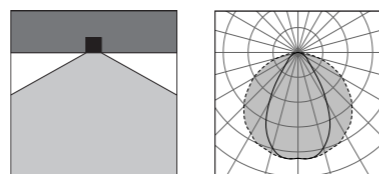
**AC113.0024201FD-67**  
driver LED IP67 24V DC 201W  
*driver LED IP67 24V DC 201W*

**AC114.0024024FD-67**  
driver LED IP67 24V DC 24W  
*driver LED IP67 24V DC 24W*

**AC190.0024096SN-20**  
driver LED IP20 24V DC 96W  
*driver LED IP20 24V DC 96W*


**AC191.0024035SN-20**  
driver LED IP20 24V DC 35W  
*driver LED IP20 24V DC 35W*

# Linear RF RO



9,6W/mt / 14,5W/mt / 19,2W/mt  
 LED 2700K / 3000K / 4000K  
 954lm/mt - 2541lm/mt  
 max 24V DC  
 alimentatore remoto SELV non incluso  
*remote SELV LED driver not included*  
 dimmerabile in base al driver utilizzato  
*dimmable based on driver used*  
 lunghezza su misura - unità di taglio 50mm  
*custom length - cutting unit 50mm*

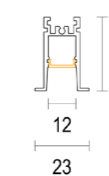
**Solo profilo Profile only**  
 strip LED non inclusa  
*strip LED not included*  
 alimentatore remoto SELV non incluso  
*remote SELV LED driver not included*  
 lunghezza su misura - unità di taglio 50mm  
*custom length - cutting unit 50mm*



Linear 12 RF RO

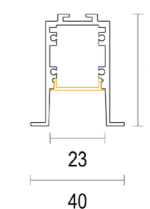
Linear 22 RF RO

LP6002



unità di taglio 50mm  
*cutting unit 50mm*

LP6007



unità di taglio 50mm  
*cutting unit 50mm*

## ACCESSORI ACCESSORIES

-  **AC009**  
 staffa di fissaggio - linear 12 RF / RO  
*fixing bracket - linear 12 RF / RO*
-  **AC728**  
 tappo di chiusura - linear 12 RF RO  
*closing cap - linear 12 RF RO*
-  **AC6002.090XX**  
 giunzione angolare 90° LP6002  
*angular junction 90° LP6002*
-  **AC030**  
 primer LED strip 0.66ml  
*primer LED strip 0.66ml*

-  **AC012**  
 staffa di fissaggio - linear 22 RF / RO  
*fixing bracket - linear 22 RF / RO*
-  **AC733**  
 tappo di chiusura - linear 22 RF RO  
*closing cap - linear 22 RF RO*
-  **AC6007.090XX**  
 giunzione angolare 90° LP6007  
*angular junction 90° LP6007*
-  **AC031-AC032-AC033**  
 strip LED  
*LED strip*

-  **AC113.0024201FD-67**  
 driver LED IP67 24V DC 201W  
*driver LED IP67 24V DC 201W*
-  **AC114.0024024FD-67**  
 driver LED IP67 24V DC 24W  
*driver LED IP67 24V DC 24W*
-  **AC190.0024096SN-20**  
 driver LED IP20 24V DC 96W  
*driver LED IP20 24V DC 96W*
-  **AC191.0024035SN-20**  
 driver LED IP20 24V DC 35W  
*driver LED IP20 24V DC 35W*




Vai alla pagina  
 Web del prodotto  
 Go to the product Web page

## COLORI STANDARD STANDARD COLORS

Bianco (opaco) 01   
 White (matte)

# Linear RT



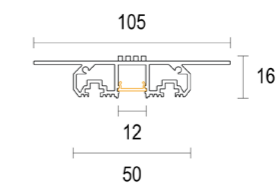
Linear 12 RT

Linear 22 RT

9,6W/mt / 14,5W/mt / 19,2W/mt  
 LED 2700K / 3000K / 4000K  
 954lm/mt - 2541lm/mt  
 max 24V DC  
 alimentatore remoto SELV non incluso  
*remote SELV LED driver not included*  
 dimmerabile in base al driver utilizzato  
*dimmerable based on driver used*  
 lunghezza su misura - unità di taglio 50mm  
*custom length - cutting unit 50mm*

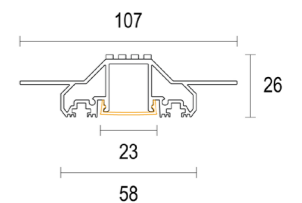
**Solo profilo Profile only**  
 strip LED non inclusa  
*strip LED not included*  
 alimentatore remoto SELV non incluso  
*remote SELV LED driver not included*  
 lunghezza su misura - unità di taglio 50mm  
*custom length - cutting unit 50mm*

LP6003



unità di taglio 50mm  
*cutting unit 50mm*

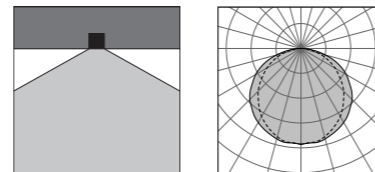
LP6008



unità di taglio 50mm  
*cutting unit 50mm*



Vai alla pagina  
 Web del prodotto  
 Go to the product Web page



## COLORI STANDARD STANDARD COLORS

Bianco (opaco) 01

## ACCESSORI ACCESSORIES

**AC729**  
 tappo di chiusura - linear 12 RT  
*closing cap - linear 12 RT*

**AC6003.090FP**  
 giunzione angolare 90° FP LP6003  
*angular junction 90° FP LP6003*

**AC6003.090XX**  
 giunzione angolare 90° LP6003  
*angular junction 90° LP6003*

**AC026**  
 giunzione angolare 135°  
*angular junction 135°*

**AC027**  
 giunzione lineare  
*linear junction*

**AC035**  
 maniglia per fissaggio profili  
*handle for fixing profiles*

**AC734**  
 tappo di chiusura - linear 22 RT  
*closing cap - linear 22 RT*

**AC6008.090FP**  
 giunzione angolare 90° FP LP6008  
*angular junction 90° FP LP6008*

**AC6008.090XX**  
 giunzione angolare 90° LP6008  
*angular junction 90° LP6008*

**AC028**  
 giunzione angolare 90°  
*angular junction 90°*

**AC029**  
 giunzione angolare 90° V  
*angular junction 90° V*

**AC113.0024201FD-67**  
 driver LED IP67 24V DC 201W  
*driver LED IP67 24V DC 201W*

**AC114.0024024FD-67**  
 driver LED IP67 24V DC 24W  
*driver LED IP67 24V DC 24W*

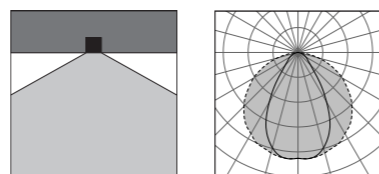
**AC190.0024096SN-20**  
 driver LED IP20 24V DC 96W  
*driver LED IP20 24V DC 96W*

**AC191.0024035SN-20**  
 driver LED IP20 24V DC 35W  
*driver LED IP20 24V DC 35W*

**AC030**  
 primer LED strip 0.66ml  
*primer LED strip 0.66ml*


**AC031-AC032-AC033**  
 strip LED  
*LED strip*

# Linear RT RO



9,6W/mt / 14,5W/mt / 19,2W/mt  
LED 2700K / 3000K / 4000K  
954lm/mt - 2541lm/mt  
max 24V DC  
alimentatore remoto SELV non incluso  
*remote SELV LED driver not included*  
dimmerabile in base al driver utilizzato  
*dimmable based on driver used*  
lunghezza su misura - unità di taglio 50mm  
*custom length - cutting unit 50mm*

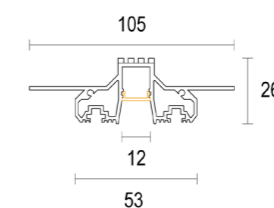
**Solo profilo Profile only**  
strip LED non inclusa  
*strip LED not included*  
alimentatore remoto SELV non incluso  
*remote SELV LED driver not included*  
lunghezza su misura - unità di taglio 50mm  
*custom length - cutting unit 50mm*



Linear 12 RT RO

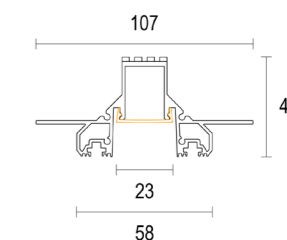
Linear 22 RT RO

LP6004



unità di taglio 50mm  
*cutting unit 50mm*

LP6009




unità di taglio 50mm  
*cutting unit 50mm*



Vai alla pagina  
Web del prodotto  
*Go to the product Web page*


## COLORI STANDARD STANDARD COLORS

Bianco (opaco) 01   
*White (matte)*


## ACCESSORI ACCESSORIES

 **AC730**  
tappo di chiusura - linear 12 RT RO  
*closing cap - linear 12 RT RO*


 **AC6004.090XX**  
giunzione angolare 90° LP6004  
*angular junction 90° LP6004*

 **AC030**  
primer LED strip 0.66ml  
*primer LED strip 0.66ml*

 **AC035**  
maniglia per fissaggio profili  
*handle for fixing profiles*

 **AC735**  
tappo di chiusura - linear 22 RT RO  
*closing cap - linear 22 RT RO*

 **AC6009.090XX**  
giunzione angolare 90° LP6009  
*angular junction 90° LP6009*

 **AC031-AC032-AC033**  
strip LED  
*LED strip*

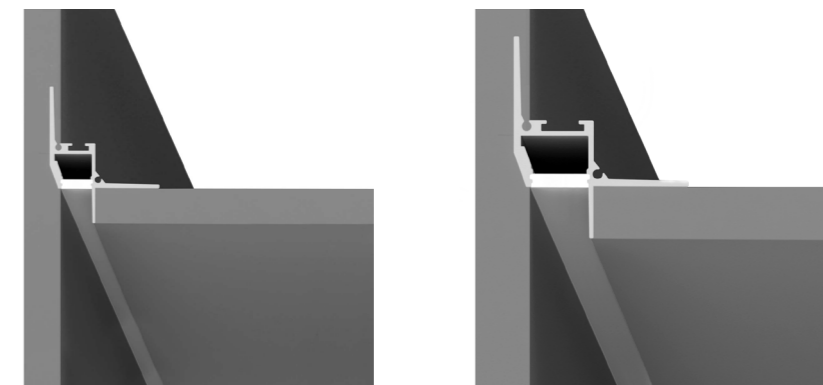
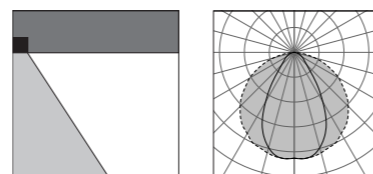
 **AC113.0024201FD-67**  
driver LED IP67 24V DC 201W  
*driver LED IP67 24V DC 201W*

 **AC114.0024024FD-67**  
driver LED IP67 24V DC 24W  
*driver LED IP67 24V DC 24W*

 **AC190.0024096SN-20**  
driver LED IP20 24V DC 96W  
*driver LED IP20 24V DC 96W*

 **AC191.0024035SN-20**  
driver LED IP20 24V DC 35W  
*driver LED IP20 24V DC 35W*

# Linear WG



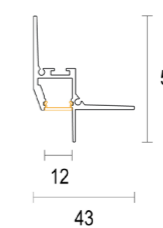
Linear 12 WG

Linear 24 WG

9,6W/mt / 14,5W/mt / 19,2W/mt  
 LED 2700K / 3000K / 4000K  
 954lm/mt - 2541lm/mt  
 max 24V DC  
 alimentatore remoto SELV non incluso  
*remote SELV LED driver not included*  
 dimmerabile in base al driver utilizzato  
*dimmable based on driver used*  
 lunghezza su misura - unità di taglio 50mm  
*custom length - cutting unit 50mm*

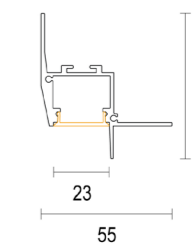
**Solo profilo Profile only**  
 strip LED non inclusa  
*strip LED not included*  
 alimentatore remoto SELV non incluso  
*remote SELV LED driver not included*  
 lunghezza su misura - unità di taglio 50mm  
*custom length - cutting unit 50mm*

LP6005



unità di taglio 50mm  
*cutting unit 50mm*

LP6010




unità di taglio 50mm  
*cutting unit 50mm*



Vai alla pagina  
 Web del prodotto  
 Go to the product Web page

## COLORI STANDARD STANDARD COLORS

Bianco (opaco) 01   
 White (matte)

## ACCESSORI ACCESSORIES

 **AC731**  
 tappo di chiusura - linear 12 WG  
*closing cap - linear 12 WG*

 **AC6005.090IN**  
 giunzione angolare 90° IN LP6005  
*angular junction 90° IN LP6005*


 **AC6005.270ES**  
 giunzione angolare 270° ES LP6005  
*angular junction 270° ES LP6005*

 **AC030**  
 primer LED strip 0.66ml  
*primer LED strip 0.66ml*

 **AC736**  
 tappo di chiusura - linear 22 WG  
*closing cap - linear 22 WG*

 **AC6010.090IN**  
 giunzione angolare 90° IN LP6010  
*angular junction 90° IN LP6010*

 **AC6010.270ES**  
 giunzione angolare 270° ES LP6010  
*angular junction 270° ES LP6010*

 **AC031-AC032-AC033**  
 strip LED  
*LED strip*


 **AC113.0024201FD-67**  
 driver LED IP67 24V DC 201W  
*driver LED IP67 24V DC 201W*

 **AC114.0024024FD-67**  
 driver LED IP67 24V DC 24W  
*driver LED IP67 24V DC 24W*

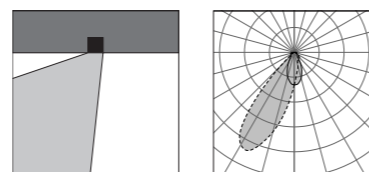
 **AC190.0024096SN-20**  
 driver LED IP20 24V DC 96W  
*driver LED IP20 24V DC 96W*

 **AC191.0024035SN-20**  
 driver LED IP20 24V DC 35W  
*driver LED IP20 24V DC 35W*

# Linear WW



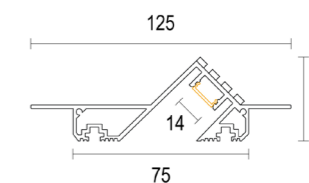
Linear 24 WW



9,6W/mt / 14,5W/mt / 19,2W/mt  
 LED 2700K / 3000K / 4000K  
 954lm/mt - 2541lm/mt  
 max 24V DC  
 alimentatore remoto SELV non incluso  
*remote SELV LED driver not included*  
 dimmerabile in base al driver utilizzato  
*dimmmable based on driver used*  
 lunghezza su misura - unità di taglio 50mm  
*custom length - cutting unit 50mm*

**Solo profilo Profile only**  
 strip LED non inclusa  
*strip LED not included*  
 alimentatore remoto SELV non incluso  
*remote SELV LED driver not included*  
 lunghezza su misura - unità di taglio 50mm  
*custom length - cutting unit 50mm*

LP6011




unità di taglio 50mm  
*cutting unit 50mm*



Vai alla pagina  
 Web del prodotto  
 Go to the product Web page

## COLORI STANDARD STANDARD COLORS

Bianco (opaco) 01   
 White (matte)


## ACCESSORI ACCESSORIES


 **AC737**  
 tappo di chiusura - linear 24 WW  
*closing cap - linear 24 WW*


 **AC6011.090IN**  
 giunzione angolare 90° IN LP6011  
*angular junction 90° IN LP6011*

 **AC6011.270ES**  
 giunzione angolare 270° ES LP6011  
*angular junction 270° ES LP6011*

 **AC036**  
 maniglia per fissaggio profili  
*handle for fixing profiles*

 **AC030**  
 primer LED strip 0.66ml  
*primer LED strip 0.66ml*

 **AC031-AC032-AC033**  
 strip LED  
*LED strip*

 **AC113.0024201FD-67**  
 driver LED IP67 24V DC 201W  
*driver LED IP67 24V DC 201W*

 **AC114.0024024FD-67**  
 driver LED IP67 24V DC 24W  
*driver LED IP67 24V DC 24W*

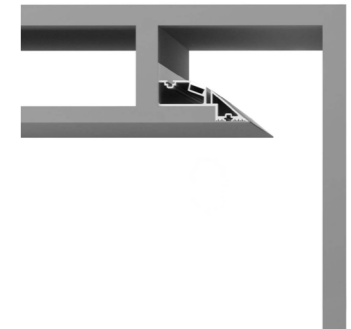
 **AC190.0024096SN-20**  
 driver LED IP20 24V DC 96W  
*driver LED IP20 24V DC 96W*

 **AC191.0024035SN-20**  
 driver LED IP20 24V DC 35W  
*driver LED IP20 24V DC 35W*

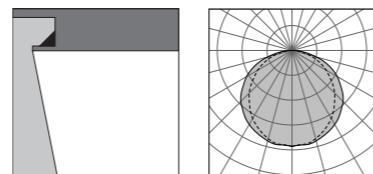




# Linear Inverted Cove



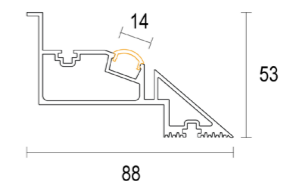
Linear Inverted Cove



9,6W/mt / 14,5W/mt / 19,2W/mt  
 LED 2700K / 3000K / 4000K  
 954lm/mt - 2541lm/mt  
 max 24V DC  
 alimentatore remoto SELV non incluso  
*remote SELV LED driver not included*  
 dimmerabile in base al driver utilizzato  
*dimmable based on driver used*  
 lunghezza su misura - unità di taglio 50mm  
*custom length - cutting unit 50mm*

**Solo profilo Profile only**  
 strip LED non inclusa  
*strip LED not included*  
 alimentatore remoto SELV non incluso  
*remote SELV LED driver not included*  
 lunghezza su misura - unità di taglio 50mm  
*custom length - cutting unit 50mm*

LP6013



unità di taglio 50mm  
*cutting unit 50mm*



Vai alla pagina  
 Web del prodotto  
 Go to the product Web page

## COLORI STANDARD STANDARD COLORS


Bianco (opaco) 01   
*White (matte)*


Nero (opaco) 02   
*Black (matte)*

## ACCESSORI ACCESSORIES

 **AC6013.090IN**  
 giunzione angolare 90° IN LP6013  
*angular junction 90° IN LP6013*

 **AC6013.270ES**  
 giunzione angolare 270° ES LP6013  
*angular junction 270° ES LP6013*

 **AC030**  
 primer LED strip 0.66ml  
*primer LED strip 0.66ml*

 **AC031-AC032-AC033**  
 strip LED  
*LED strip*

 **AC113.0024201FD-67**  
 driver LED IP67 24V DC 201W  
*driver LED IP67 24V DC 201W*


 **AC114.0024024FD-67**  
 driver LED IP67 24V DC 24W  
*driver LED IP67 24V DC 24W*

 **AC190.0024096SN-20**  
 driver LED IP20 24V DC 96W  
*driver LED IP20 24V DC 96W*

 **AC191.0024035SN-20**  
 driver LED IP20 24V DC 35W  
*driver LED IP20 24V DC 35W*



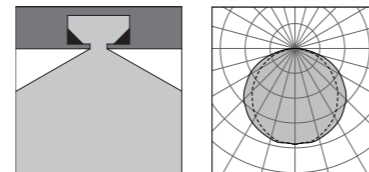
# Linear Canale Luminoso



## Linear Canale Luminoso



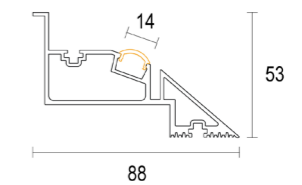
Vai alla pagina  
Web del prodotto  
Go to the product Web page



9,6W/mt / 14,5W/mt / 19,2W/mt  
LED 2700K / 3000K / 4000K  
954lm/mt - 2541lm/mt  
max 24V DC  
alimentatore remoto SELV non incluso  
*remote SELV LED driver not included*  
dimmerabile in base al driver utilizzato  
*dimmmable based on driver used*  
lunghezza su misura - unità di taglio 50mm  
*custom length - cutting unit 50mm*

**Solo profilo Profile only**  
strip LED non inclusa  
*strip LED not included*  
alimentatore remoto SELV non incluso  
*remote SELV LED driver not included*  
lunghezza su misura - unità di taglio 50mm  
*custom length - cutting unit 50mm*

LP6013



unità di taglio 50mm  
*cutting unit 50mm*

### COLORI STANDARD STANDARD COLORS


Bianco (opaco) 01   
*White (matte)*


Nero (opaco) 02   
*Black (matte)*

### ACCESSORI ACCESSORIES

 **AC6013.090IN**  
giunzione angolare 90° IN LP6013  
*angular junction 90° IN LP6013*

 **AC6013.270ES**  
giunzione angolare 270° ES LP6013  
*angular junction 270° ES LP6013*

 **AC030**  
primer LED strip 0.66ml  
*primer LED strip 0.66ml*

 **AC031-AC032-AC033**  
strip LED  
*LED strip*

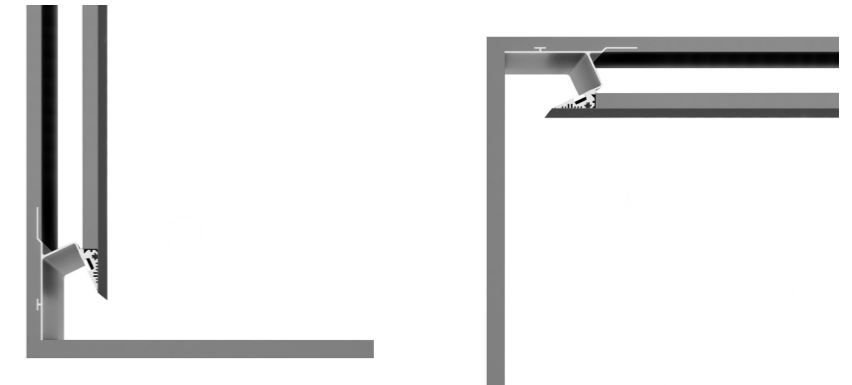
 **AC113.0024201FD-67**  
driver LED IP67 24V DC 201W  
*driver LED IP67 24V DC 201W*

 **AC114.0024024FD-67**  
driver LED IP67 24V DC 24W  
*driver LED IP67 24V DC 24W*

 **AC190.0024096SN-20**  
driver LED IP20 24V DC 96W  
*driver LED IP20 24V DC 96W*

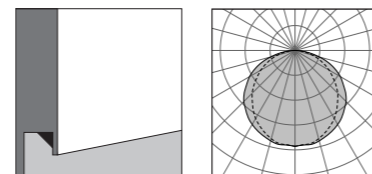
 **AC191.0024035SN-20**  
driver LED IP20 24V DC 35W  
*driver LED IP20 24V DC 35W*

# Linear Floating Wall



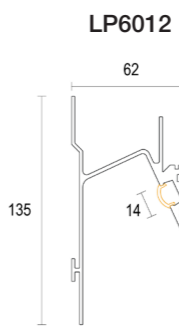
Linear Battiscopa

Linear Cove

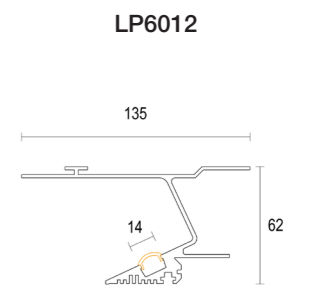


9,6W/mt / 14,5W/mt / 19,2W/mt  
LED 2700K / 3000K / 4000K  
954lm/mt - 2541lm/mt  
max 24V DC  
alimentatore remoto SELV non incluso  
*remote SELV LED driver not included*  
dimmerabile in base al driver utilizzato  
*dimmable based on driver used*  
lunghezza su misura - unità di taglio 50mm  
*custom length - cutting unit 50mm*

**Solo profilo Profile only**  
strip LED non inclusa  
*strip LED not included*  
alimentatore remoto SELV non incluso  
*remote SELV LED driver not included*  
lunghezza su misura - unità di taglio 50mm  
*custom length - cutting unit 50mm*



unità di taglio 50mm  
*cutting unit 50mm*



unità di taglio 50mm  
*cutting unit 50mm*

## ACCESSORI ACCESSORIES

**AC6012.090IN**  
giunzione angolare 90° IN LP6012  
*Angular junction 90° IN LP6012*

**AC6012.270ES**  
giunzione angolare 270° ES LP6012  
*angular junction 270° ES LP6012*

**AC030**  
primer LED strip 0.66ml  
*primer LED strip 0.66ml*

**AC031-AC032-AC033**  
strip LED  
*LED strip*

**AC113.0024201FD-67**  
driver LED IP67 24V DC 201W  
*driver LED IP67 24V DC 201W*

**AC114.0024024FD-67**  
driver LED IP67 24V DC 24W  
*driver LED IP67 24V DC 24W*

**AC190.0024096SN-20**  
driver LED IP20 24V DC 96W  
*driver LED IP20 24V DC 96W*

**AC191.0024035SN-20**  
driver LED IP20 24V DC 35W  
*driver LED IP20 24V DC 35W*

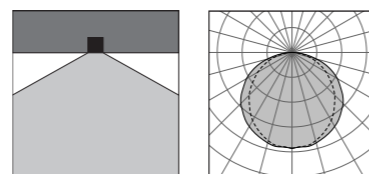


Vai alla pagina  
Web del prodotto  
*Go to the product Web page*

## COLORI STANDARD STANDARD COLORS

Bianco (opaco) 01 **01**

# Linear OR Flat





	Linear OR Flat 500	Linear OR Flat 1000	Linear OR Flat 2000
	LL2816	LL2817	LL2818
7,25W / 14,5W / 29W LED 3000K / 4000K 865lm - 3806lm 128.7° x 106.9° max 24V DC alimentatore remoto SELV non incluso remote SELV LED driver not included dimmerabile in base al driver utilizzato dimmmable based on driver used	 	 	 



Vai alla pagina  
Web del prodotto  
Go to the product Web page

## COLORI STANDARD STANDARD COLORS


- Bianco (opaco) 01   
White (matte)
- Alluminio Anodizzato 48   
Anodized Aluminium

## ACCESSORI ACCESSORIES

 **AC20885**  
clip fissaggio acciaio  
steel fixing clip

 **AC20886**  
clip fissaggio plastica  
plastic fixing clip

 **AC113.0024201FD-67**  
driver LED IP67 24V DC 201W  
driver LED IP67 24V DC 201W

 **AC114.0024024FD-67**  
driver LED IP67 24V DC 24W  
driver LED IP67 24V DC 24W

 **AC190.0024096SN-20**  
driver LED IP20 24V DC 96W  
driver LED IP20 24V DC 96W

 **AC191.0024035SN-20**  
driver LED IP20 24V DC 35W  
driver LED IP20 24V DC 35W

# Linear 0R



Linear 0R 500

Linear 0R 1000

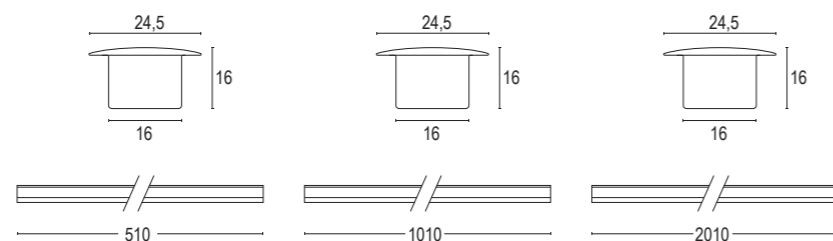
Linear 0R 2000

7,25W / 14W,5 / 29W LED  
3000K / 4000K  
865lm - 3806lm  
128.7° x 106.9°  
max 24V DC  
alimentatore remoto SELV non incluso  
remote SELV LED driver not included  
dimmerabile in base al driver utilizzato  
dimmmable based on driver used

LL2820

LL2821

LL2822



# Linear 1R



Linear 1R 500

Linear 1R 1000

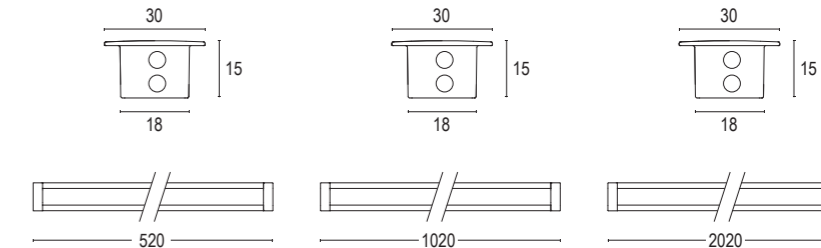
Linear 1R 2000

7,25W / 14,5W / 29W LED  
3000K / 4000K  
865lm - 3806lm  
128.7° x 106.9°  
max 24V DC  
alimentatore remoto SELV non incluso  
remote SELV LED driver not included  
dimmerabile in base al driver utilizzato  
dimmmable based on driver used

LL2830

LL2831

LL2832



## ACCESSORI ACCESSORIES

 **AC20894**  
molla cartongesso  
plasterboard spring

 **AC20885**  
clip fissaggio acciaio  
steel fixing clip

 **AC20886**  
clip fissaggio plastica  
plastic fixing clip

 **AC113.0024201FD-67**  
driver LED IP67 24V DC 201W  
driver LED IP67 24V DC 201W

**AC114.0024024FD-67**  
driver LED IP67 24V DC 24W  
driver LED IP67 24V DC 24W

 **AC190.0024096SN-20**  
driver LED IP20 24V DC 96W  
driver LED IP20 24V DC 96W

**AC191.0024035SN-20**  
driver LED IP20 24V DC 35W  
driver LED IP20 24V DC 35W

## ACCESSORI ACCESSORIES

 **Luc22880**  
giunzione lineare  
linear junction

 **AC113.0024201FD-67**  
driver LED IP67 24V DC 201W  
driver LED IP67 24V DC 201W

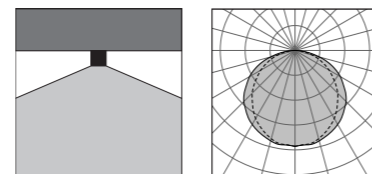
**AC114.0024024FD-67**  
driver LED IP67 24V DC 24W  
driver LED IP67 24V DC 24W

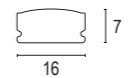
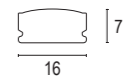
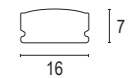
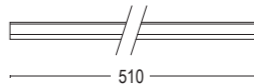
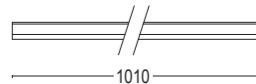

 **AC190.0024096SN-20**  
driver LED IP20 24V DC 96W  
driver LED IP20 24V DC 96W

**AC191.0024035SN-20**  
driver LED IP20 24V DC 35W  
driver LED IP20 24V DC 35W





# Linear 0W Flat





	Linear 0W Flat 500	Linear 0W Flat 1000	Linear 0W Flat 2000
	LL2083	LL2084	LL2085
7,25W / 14,5W / 29W LED 3000K / 4000K 865lm - 3806lm 128.7° x 106.9° max 24V DC alimentatore remoto SELV non incluso remote SELV LED driver not included dimmerabile in base al driver utilizzato dimmmable based on driver used			
			

## ACCESSORI ACCESSORIES

-  **AC20885**  
clip fissaggio acciaio  
steel fixing clip
-  **AC20886**  
clip fissaggio plastica  
plastic fixing clip



-  **AC113.0024201FD-67**  
driver LED IP67 24V DC 201W  
driver LED IP67 24V DC 201W
-  **AC114.0024024FD-67**  
driver LED IP67 24V DC 24W  
driver LED IP67 24V DC 24W

-  **AC190.0024096SN-20**  
driver LED IP20 24V DC 96W  
driver LED IP20 24V DC 96W
-  **AC191.0024035SN-20**  
driver LED IP20 24V DC 35W  
driver LED IP20 24V DC 35W



Vai alla pagina  
Web del prodotto  
Go to the product Web page

## COLORI STANDARD STANDARD COLORS

- Bianco (opaco) 01   
White (matte)
- Alluminio Anodizzato 48   
Anodized Aluminium

# Linear 0W



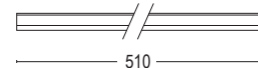
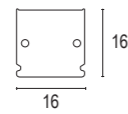
Linear 0W 500

Linear 0W 1000

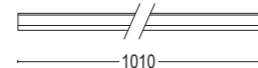
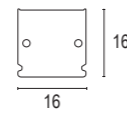
Linear 0W 2000

7,25W / 14,5W / 29W LED  
3000K / 4000K  
865lm - 3806lm  
128.7° x 106.9°  
max 24V DC  
alimentatore remoto SELV non incluso  
remote SELV LED driver not included  
dimmerabile in base al driver utilizzato  
dimmmable based on driver used

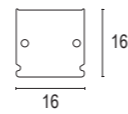
LL2086



LL22087



LL2088



## ACCESSORI ACCESSORIES

 **AC20885**  
clip fissaggio acciaio  
steel fixing clip

 **AC20886**  
clip fissaggio plastica  
plastic fixing clip

 **AC113.0024201FD-67**  
driver LED IP67 24V DC 201W  
driver LED IP67 24V DC 201W


**AC114.0024024FD-67**  
driver LED IP67 24V DC 24W  
driver LED IP67 24V DC 24W

 **AC190.0024096SN-20**  
driver LED IP20 24V DC 96W  
driver LED IP20 24V DC 96W

**AC191.0024035SN-20**  
driver LED IP20 24V DC 35W  
driver LED IP20 24V DC 35W

## ACCESSORI ACCESSORIES

 **Luc22880**  
giunzione lineare  
linear junction

 **AC113.0024201FD-67**  
driver LED IP67 24V DC 201W  
driver LED IP67 24V DC 201W

**AC114.0024024FD-67**  
driver LED IP67 24V DC 24W  
driver LED IP67 24V DC 24W

 **AC190.0024096SN-20**  
driver LED IP20 24V DC 96W  
driver LED IP20 24V DC 96W

**AC191.0024035SN-20**  
driver LED IP20 24V DC 35W  
driver LED IP20 24V DC 35W

# Linear 1W



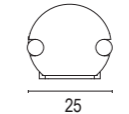
Linear 1W 500

Linear 1W 1000

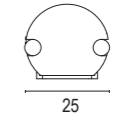
Linear 1W 2000

7,25W / 14,5W / 29W LED  
3000K / 4000K  
865lm - 3806lm  
111°  
max 24V DC  
alimentatore remoto SELV non incluso  
remote SELV LED driver not included  
dimmerabile in base al driver utilizzato  
dimmmable based on driver used

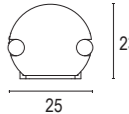
LL2826



LL2827



LL2828





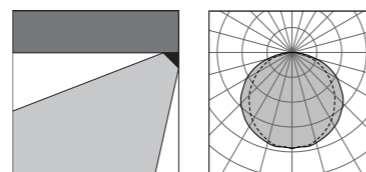
# Linear 0W Angular



Linear 0W Angular 500    Linear 0W Angular 1000    Linear 0W Angular 2000

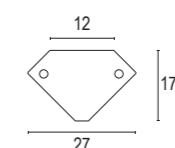


Vai alla pagina  
Web del prodotto  
Go to the product Web page

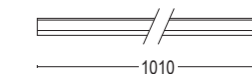
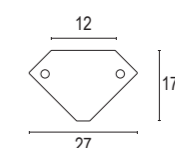


7,25W / 14,5W / 29W LED  
3000K / 4000K  
865lm - 3806lm  
128.7° x 106.9°  
max 24V DC  
alimentatore remoto SELV non incluso  
remote SELV LED driver not included  
dimmerabile in base al driver utilizzato  
dimmmable based on driver used

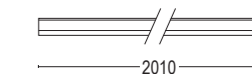
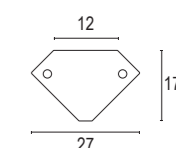
LL2813



LL2814




LL2815



## ACCESSORI ACCESSORIES

### COLORI STANDARD STANDARD COLORS

Bianco (opaco) 01   
White (matte)

Alluminio Anodizzato 48   
Anodized Aluminium

 **AC20890**  
clip fissaggio acciaio  
steel fixing clip

 **AC113.0024201FD-67**  
driver LED IP67 24V DC 201W  
driver LED IP67 24V DC 201W

**AC114.0024024FD-67**  
driver LED IP67 24V DC 24W  
driver LED IP67 24V DC 24W

 **AC190.0024096SN-20**  
driver LED IP20 24V DC 96W  
driver LED IP20 24V DC 96W

**AC191.0024035SN-20**  
driver LED IP20 24V DC 35W  
driver LED IP20 24V DC 35W



# Linear 0W AS

# Linear 0R AS



Linear 0W AS 500

Linear 0W AS 1000

Linear 0W AS 2000

Linear 0R AS 500

Linear 0R AS 1000

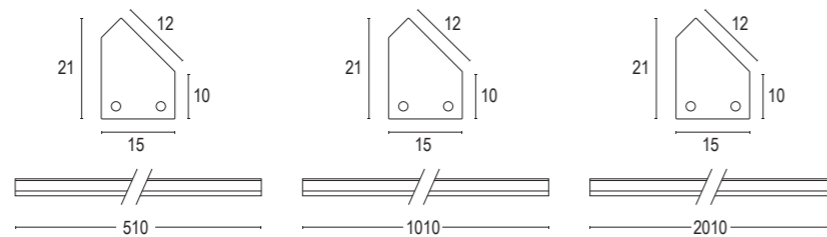
Linear 0R AS 2000

7,25W / 14,5W / 29W LED  
3000K / 4000K  
865lm - 3806lm  
128.7° x 106.9°  
max 24V DC  
alimentatore remoto SELV non incluso  
remote SELV LED driver not included  
dimmerabile in base al driver utilizzato  
dimmmable based on driver used

LL2810

LL2811

LL2812

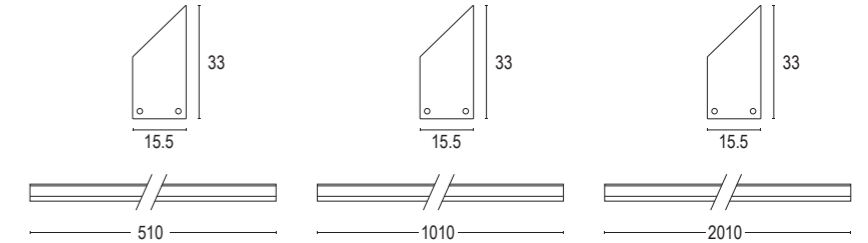


7,25W / 14,5W / 29W LED  
3000K / 4000K  
865lm - 3806lm  
128.7° x 106.9°  
max 24V DC  
alimentatore remoto SELV non incluso  
remote SELV LED driver not included  
dimmerabile in base al driver utilizzato  
dimmmable based on driver used

LL2823

LL2824

LL2825



## ACCESSORI ACCESSORIES


 **AC20885**  
clip fissaggio acciaio  
steel fixing clip

 **AC113.0024201FD-67**  
driver LED IP67 24V DC 201W  
driver LED IP67 24V DC 201W

**AC114.0024024FD-67**  
driver LED IP67 24V DC 24W  
driver LED IP67 24V DC 24W

 **AC190.0024096SN-20**  
driver LED IP20 24V DC 96W  
driver LED IP20 24V DC 96W

**AC191.0024035SN-20**  
driver LED IP20 24V DC 35W  
driver LED IP20 24V DC 35W

 **AC113.0024201FD-67**  
driver LED IP67 24V DC 201W  
driver LED IP67 24V DC 201W

**AC114.0024024FD-67**  
driver LED IP67 24V DC 24W  
driver LED IP67 24V DC 24W

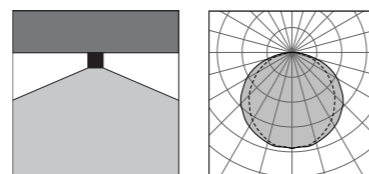
 **AC190.0024096SN-20**  
driver LED IP20 24V DC 96W  
driver LED IP20 24V DC 96W

**AC191.0024035SN-20**  
driver LED IP20 24V DC 35W  
driver LED IP20 24V DC 35W

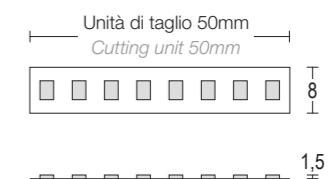
# Strip LED





- |   |   |   |
|---|---|---|
|  <p><b>AC032.27K</b><br/>Strip LED 5m 24V 9.6W<br/>LED Strip 5m 24V 9.6W</p> <p><b>AC031.27K</b><br/>Strip LED 5m 24V 14W<br/>LED Strip 5m 24V 14.5W</p> <p><b>AC033.27K</b><br/>Strip LED 5m 24V 21W<br/>LED Strip 5m 24V 21W</p> |  <p><b>AC032.30K</b><br/>Strip LED 5m 24V 9.6W<br/>LED Strip 5m 24V 9.6W</p> <p><b>AC031.30K</b><br/>Strip LED 5m 24V 14W<br/>LED Strip 5m 24V 14.5W</p> <p><b>AC033.30K</b><br/>Strip LED 5m 24V 21W<br/>LED Strip 5m 24V 21W</p> |  <p><b>AC032.40K</b><br/>Strip LED 5m 24V 9.6W<br/>LED Strip 5m 24V 9.6W</p> <p><b>AC031.40K</b><br/>Strip LED 5m 24V 14W<br/>LED Strip 5m 24V 14.5W</p> <p><b>AC033.40K</b><br/>Strip LED 5m 24V 21W<br/>LED Strip 5m 24V 21W</p> |
|  <p><b>AC031.TUNW</b><br/>Strip LED 5m 24V 14W<br/>LED Strip 5m 24V 14W</p>  |  <p><b>AC031.BLUE</b><br/>Strip LED 5m 24V 14W<br/>LED Strip 5m 24V 14W</p>  |  <p><b>AC033.RGB</b><br/>Strip LED 5m 24V 14.4W<br/>LED Strip 5m 24V 14.4W</p>   |





9,6W mt / 14W mt / 14,4W mt / 21W mt  
 2700K / 3000K / 4000K  
 TUNABLE WHITE /BLUE / RGBW  
 865lm - 3806lm  
 120°  
 max 24V DC  
 alimentatore remoto SELV non incluso  
 remote SELV LED driver not included  
 dimmerabile in base al driver utilizzato  
 dimmable based on driver used



## ACCESSORI ACCESSORIES

- |   |  |
|---|--|
|  | <p><b>AC113.0024201FD-67</b><br/>driver LED IP67 24V DC 201W<br/>driver LED IP67 24V DC 201W</p> |
|  | <p><b>AC114.0024024FD-67</b><br/>driver LED IP67 24V DC 24W<br/>driver LED IP67 24V DC 24W</p>   |

- |   |  |
|---|--|
|  | <p><b>AC190.0024096SN-20</b><br/>driver LED IP20 24V DC 96W<br/>driver LED IP20 24V DC 96W</p> |
|  | <p><b>AC191.0024035SN-20</b><br/>driver LED IP20 24V DC 35W<br/>driver LED IP20 24V DC 35W</p> |



Vai alla pagina  
Web del prodotto  
Go to the product Web page

 LUCITALIA  
BY GHIDINI

Ghidini Lighting s.r.l.  
Via Monsuello, 211 25065  
Lumezzane (Brescia) Italy  
tel +39 030 8925625 fax +39 030 8925626  
p. iva IT 03468330984  
[www.ghidini.it](http://www.ghidini.it)