

ARIA SMART

FREE-STANDING LUMINAIRE

High efficiency
Quick assembly
Easy serviceability

BUCK GmbH

Taunustor 1
60310 Frankfurt am Main
office@bucklicht.de
www.buck.lighting
tel +49.731.950.32.330

Copyright © 2020 BUCK Edition: 7



BUCK
www.buck.lighting



Free standing luminaire for direct and indirect illumination of work spaces. The indirect component provides general illumination, while the direct one provides local illumination in the working zone.

Direct components 40%, indirect components 60%.
Symmetric light distribution.



EFFICIENCY

Versatile luminaire: solution for open space offices.
General lighting and appropriate distribution of light on working plane.



LIGHTING COMFORT

Visual comfort ensured with the up to date optical and electrical components.

OPTICS for the direct light component: highly transparent microprismatic diffuser with opal foil enabling glare limitation and a uniform diffusing light, according to EN 12464, UGR<16 ($x=4H$ $y=8H$ $S=0.25H$), illuminance $L_{65}<3000\text{cd/m}^2$.

Optics for indirect light component is transparent diffuser. High light output level, with abundant direct light.

UGR<16



LIGHTING MANAGEMENT

Electronic equipment allows consumer friendly use, with enabling light and presence control.

MOTION DETECTOR automatically activates/deactivates luminaire or switches it off during period of absence.

LIGHT SENSOR Light sensor regularly measures illuminance level. Depending on surrounding natural or artificial light, the light intensity is adjusted to the predefined range.

TOUCH DIMM manual regulation of light intensity by button press. Easy access to switch / button for controlling light independent of the height of furniture and equipment.

SMART automatic regulation of light intensity via SMART Sensor stand by regime <math><0,6\text{W/h}</math>.

REMOTE CONTROL IR-SMART Controller / basic DIM ILD Programmer (on request).



IR-SMART CONTROLLER

- Optional infra-red programming unit for basicDIM ILD,
- Defining of discrete parameter values,
- Programmable functions such as light level, time delay, brightness and presence sensor.

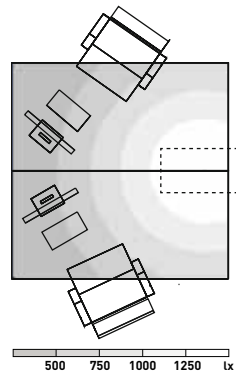
TOUCH DIMM manual regulation of light intensity by button press.
Press to change the intensity, double click to set the desired light level.



LIGHT SENSOR with motion detector
for light management systems

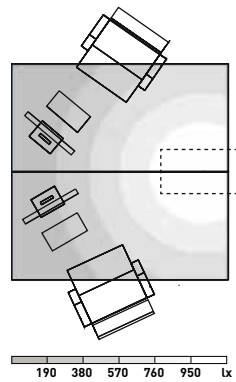
ENERGY SAVINGS

Considerable energy savings depending on desired illumination level.
When dimming below 80% luminance is $L_{65} < 3000 \text{ cd/m}^2$.



880lx

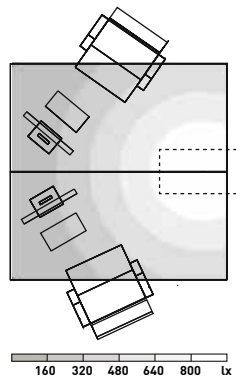
Room height 2.90m
Task area illumination $E_{av} = 880 \text{ lx}$
Power consumption 80W



700lx dim light 80%

Room height 2.90m
Task area illumination $E_{av} = 700 \text{ lx}$
Power consumption 64W

$L_{65} < 3000$
 cd/m^2

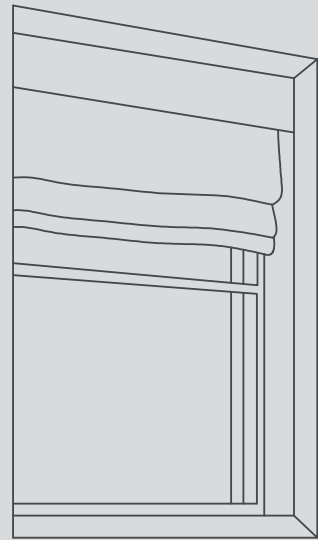
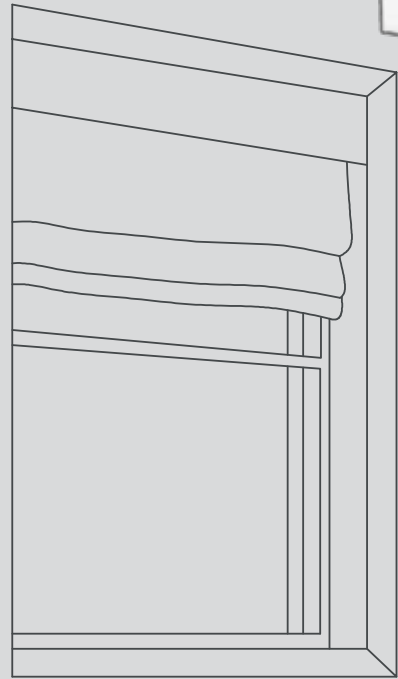


500lx dim light 57%

Room height 2.90m
Task area illumination $E_{av} = 500 \text{ lx}$
Power consumption 46W

$L_{65} < 3000$
 cd/m^2






ADAPTABILITY

Adaptable to different space geometrics and workplace modifications.





ARIA SMART GROUP

Aria Smart Group combines occupancy sensing, daylight harvesting and task tuning with advanced grouping features. It enables groups of sensors to work together and communicate with each other without additional wiring.

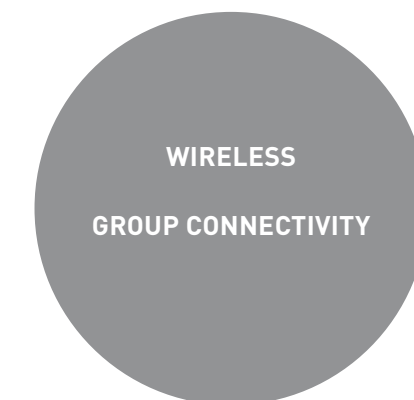
Offices, meeting rooms, corridors and open-plan spaces can benefit from increased energy saving and further enhanced positive impact on user well-being.

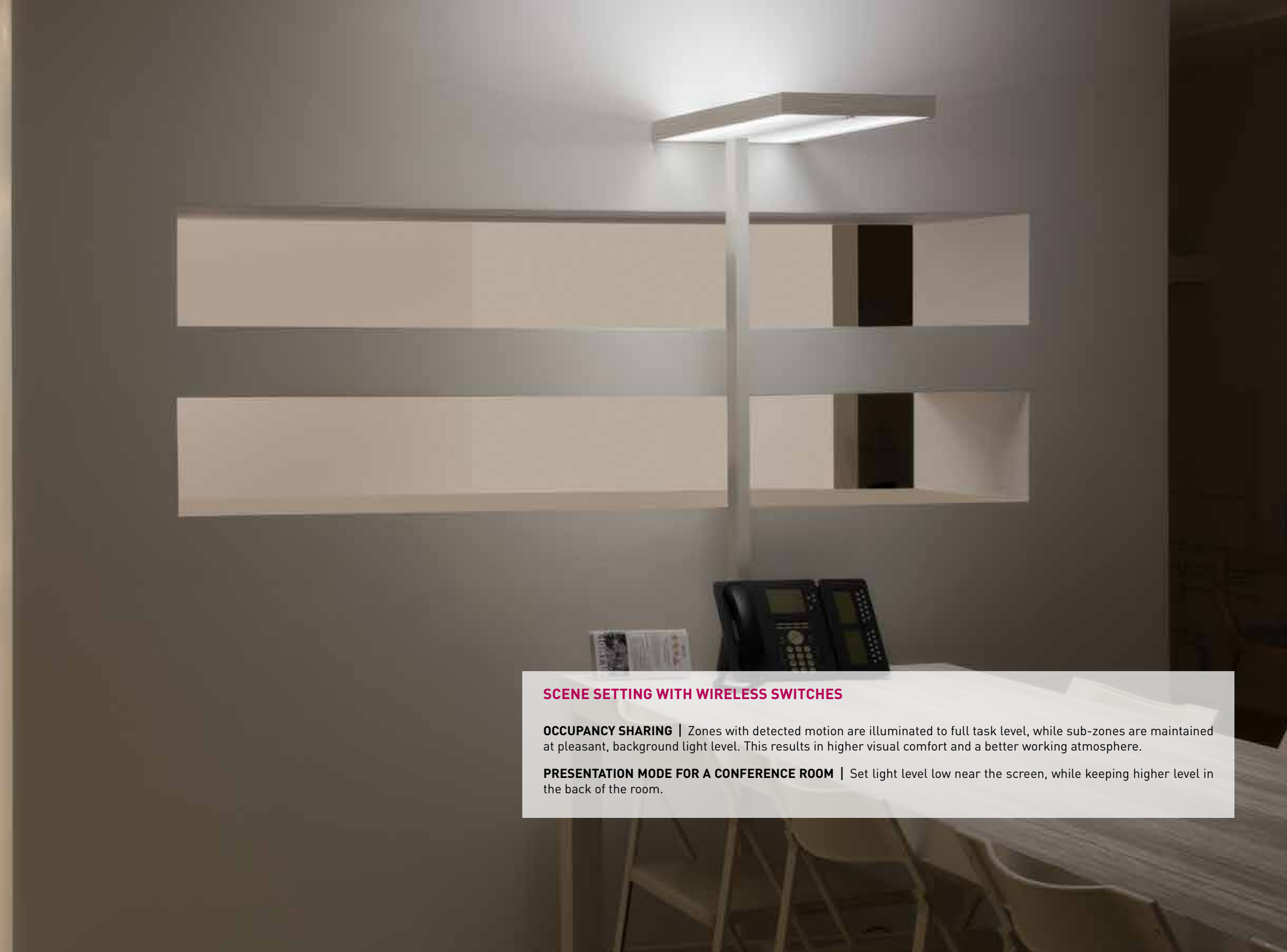
WIRELESS GROUP CONNECTIVITY

Luminaires with smart sensors are easily grouped and programmed using mobile phone application (Android or iOS), which offers immense flexibility to organize luminaires into groups.

HUMAN CENTRIC LIGHT

The approach to artificial illumination imitating the particularities of natural light, change of light colour temperature and intensity in the closed space as if it were open is commonly known as Humancentric light. The daytime cycle is known to influence human biorhythm, and by approaching the quality of artificial lighting to certain natural light qualities, great benefits to well-being are noted.





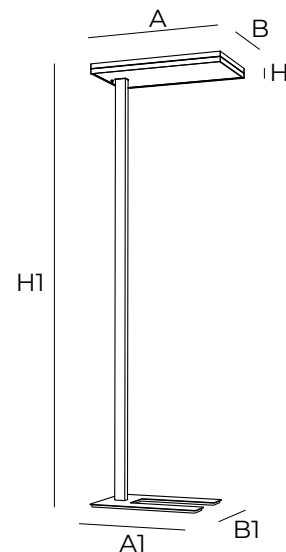
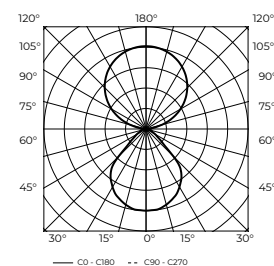
SCENE SETTING WITH WIRELESS SWITCHES

OCCUPANCY SHARING | Zones with detected motion are illuminated to full task level, while sub-zones are maintained at pleasant, background light level. This results in higher visual comfort and a better working atmosphere.

PRESENTATION MODE FOR A CONFERENCE ROOM | Set light level low near the screen, while keeping higher level in the back of the room.

TEHNIICAL DATA

colours:



Dimensions A/A1/B/B1/H/H1	615 / 500 / 325 / 335 / 44 / 1950 mm
Ingress protection rating	IP20
Finish	white, gray, black
Weight	16kg
Luminaire luminous flux (t_a=25°)	11731 lm
Total power	80W
Luminaire light output	147lm/W
Light colour temperature /CRI	4000K / >80
LED service life	70 000 L80B10/ SDCM3
Power supply	220-240 V 50-60 Hz
Control gear	DALI Touch Dimm

HOUSING of extruded aluminium. Finish: epoxy polyester powder coating. Fine structured texture. Available in white, black, gray. Housing design enables good serviceability with easy access to electrical components.





Adjusting to horizontal position by fine tuning of lighting head.

Smooth integration into interior design: U shaped base plate (only 12mm of height), for easy positioning under the furniture, such as shelves, drawers and closets. Polyurethane pads for easy sliding on flat surfaces.



5 MINUTE
ASSEMBLY

Portable, independent from socket positions. Supplied with a 4 m long cord with a plug. For your convenience, packed in three separate boxes.

